



**SEKHUKHUNE**  
District Municipality

**January 2025/2026**

**Section 71 Financial Report**

# Contents

<b>1. Executive Summary</b> .....	<b>2</b>
A. Liquidity Measurement.....	2
1. Cash Flow and Investment Management.....	3
<b>2. Expenditure management</b> .....	<b>4</b>
<b>3. Water Debt Relief</b> .....	<b>4</b>
<b>4. Revenue management</b> .....	<b>7</b>
<b>5. Supply Chain management</b> .....	<b>9</b>
<b>6. Asset management</b> .....	<b>12</b>
<b>7. BUDGET MONITORING</b> .....	<b>14</b>
<b>8. ANNEXURE A: C-SCHEDULE/ SCHEDULES</b> .....	<b>15</b>
I. EXPENDITURE MANAGEMENT .....	27
III. Supply Chain Management.....	38
IV. ASSET MANAGEMENT .....	50
<b>9. ANNEXURE B: COMPLIANCE WITH THE CONDITIONS FOR MUNICIPAL DEBT RELIEF</b> .....	<b>53</b>
<b>10. ABBREVIATIONS</b> .....	<b>4</b>

---

## 1. Executive Summary

### A. Liquidity Measurement

The current ratio is measuring the short-term solvency of the municipality. It measures the extent to which the municipality's current assets cover its current liabilities. The ratio format divides the total current assets by the total current liabilities as the time or reporting and the norm is that the municipality's current assets will cover its current liabilities by **the norm range between 1.5 to 2:1** as per MFMA Circular no.71.

The ratio computation was as follows:

Current assets/current liabilities

884 520 185,13 / 956 411 284,86

=0.92

#### *Table (i) Current ratio*

	January 2026	December 2025
<b>Current ratio</b>	0.92: 1	1.00: 1

The municipality's current ratio was below the norm range of between 1.5 to 2:1 as at the end of January 2026, the cash and short-term investments balances contributed quite significantly to the unfavourable current ratio for this period with a combined closing balance of R 471 202 117,95.

### Acid-Test Ratio

The acid-test ratio compares the municipality's "quick assets" (cash and accounts receivable) to its current liabilities. It is used to determine short-term liquidity of the municipality. The ratio format considers the total current assets less inventory items which will normally be difficult to liquidate though the municipality is not trading entity and divide by the total current assets as at the reporting date with a good ratio considered to be 1:1 as a norm.

The ratio computation was as follows:

(current assets – inventory) / current liabilities

(884 520 185,13 - 12 004 481,82) / 956 411 284,86= 0.91

**Table (ii) Acid-Test Ratio**

	January 2026	December 2025
<b>Acid-test ratio</b>	0.91:1	0.98:1

**1. Cash Flow and Investment Management**

The municipality's primary bank account closed with a positive balance of about R 14 656 450,93 and short-term investments closed at R 456 545 667,02. The combined interest earned on short investment amounts to R 3 115 676,24 as of 31<sup>st</sup> January 2026.

Below is a breakdown of the short-term investment accounts per the banking Institution:

No:	Account number / description	31 <sup>st</sup> January 2026
1	FNB Account No. 62858613980	R 228 780 177,79
2	STANDARD BANK Account No. 238890708008	R 182 648 424,48
3	NEDBANK Account No. 7881071850	R 1 102 275,51
4	ABSA Account No. 9368456281	R 44 014 789,24
5	ABSA Account No. 2080786868	-
6	ABSA Account No. 2080973405	-
	<b>Total</b>	<b>R 456 545 667,02</b>

Cash flows from operating activities amounts to a positive R 88 507 053,28 during the month ending on the 31<sup>st</sup> January 2026. This amount is calculated by subtracting Payments to employees and suppliers to the amount of R92 067 421,48 from the total receipts of R180 574 474,76.

The municipality did pay in total an amount of R49 633 566,25 on capital projects. The municipality also reported a net increase in cash held to an amount of R 38 873 487,03 during the month ending on the 31<sup>st</sup> January 2026.

## **2. Expenditure management**

The total invoices received from suppliers were 267 during the month ending on the 31<sup>st</sup> of January 2026, 142 invoices at a total rand value of R 74 714 355,35 were processed and paid.

R44 403 579,21 in purchase orders, R316 305,00 in sundry purchases, R29 994 471,14 in capital projects and R8 845 788.66 in 3<sup>rd</sup> party payments were processed as at 31<sup>st</sup> January 2026, totalling R83 560 144,01.

The municipality incurred an expenditure to an amount of R 36 079 524,65 on employee related costs for the month of January 2026. Expenditure on council remuneration was R 1 212 554,17 for the same month.

Depreciation on non-current assets was R 57 718 966,67 as at the end of January 2026.

R 25 261 540,49 was the expenditure on contracted services for the month of January 2026. Contracted services include amongst others the security services operational fleet expenses, photocopying machines and vehicle tracking services.

Expenditure on transfers and subsidies was R 274 607,10 for the month of January 2026.

R 17 734 245,90 was the expenditure on other operations expenditure programmes for the month under review.

## **3. Water Debt Relief**

The municipality' budget for Bulk water supply is fully funded through the equitable share. Currently the municipality as a Water Authority has an agreement with 3 bulk water suppliers namely, Lepelle Northern Water (LNW), Dr JS Moroka and Department of Water and Sanitation (DWS). The municipality has budgeted to collect 60% of the billed revenue on service charges and has collected 21.17% of the billed R12 315 592,18 for the month of January 2026. An amount of R2 606 974,12 was collected. The year-to-date actual revenue on service charges is R 48 732 217,12 out of the year-to-date budgeted revenue of R 59 550 870 which is 81%.

Currently as at 31<sup>st</sup> January 2026, the Municipality has paid all invoices received as per the payment arrangement entered with Lepelle Northern Water and Dr JS Moroka to service the current accounts except for few disputed invoices from Lepelle Northern Water where Our technical team went on site for verification and found problems on the sites. Therefore, they did not agree with the invoice amounts, and they couldn't sign off on them. Hence, we paid only 75,25% of the invoices. The matter has not been resolved at 31 January 2026. The municipality has

---

paid a total of R122 664 334,57 for Lepelle Northern Water, R1 496 919,88 for DWS and R9 382 359.58 in servicing their current account as at 31<sup>st</sup> January 2026. The municipality has incurred R 2 423 968,53 (295 935kl) in water losses as at the January 2026. The municipality's strategy to reduce the water losses is currently in progress and being applied to reduce the amount of water losses to an acceptable level of 15% to 30% as per MFMA circular 71.

The municipality had voluntarily on the monthly basis is preparing the FRP in term of Chapter 13 of the Municipal Finance Management Act (Act No. 56, 2003) and currently is on the Rescue phase. Furthermore, the municipality is submitting the FRP to Provincial Treasury and also upload the report.

### **Financial ratios on operational expenditure:**

(i) **Employee related cost as % of total operational expenditure:**

Norm is between 25% – 40%

Employee related costs/ Total operating expenditure x100

253 167 803,98 / 823 495 851,95 x100

=31%

The municipality has incurred in total R253 167 803,98 in employee related costs to date as at end of 31<sup>st</sup> January 2026. The expenditure incurred amounts to 31% of the total operational expenditure.

(ii) **Contracted services as a % of total operational expenditure:**

Norm is between 2% - 5%

Contracted services/ Total operating expenditure x100

286 190 643,46 / 823 495 851,95 x100

=35%

The expenditure on contracted services is currently above the 5% required norm on contracted services currently include amongst others the security services, operating leases on office buildings and photocopying machinery, and municipal fleet.

---

**(iii) Capital expenditure budget implementation indicator:**

Norm is between 95% - 100%

Actual capital expenditure/ Budgeted capital expenditure x100

294 249 791,57 / 264 308 156,00 x100

=111%

**(iv) Operating expenditure budget implementation indicator:**

Norm is between 95% - 100%

Actual operating expenditure/ budgeted operating expenditure x100

823 495 851,95 / 824 759 089,00 x100

=100%

Implementation on the operational expenditure budget was at 100% to date as at 31<sup>st</sup> January 2026.

**(v) Service Charges Revenue Budget Implementation Indicator**

The norm range between **95% and 100%**

Actual Service Charges Revenue / Budgeted Service Charges Revenue x 100

48 291 278,47 / 59 562 853,00 x 100

=81%

---

## 4. Revenue management

A total of 7 133 water meter readings were captured as at 31<sup>st</sup> January 2026. This is an decrease of 83 meters from the previous month of December 2025.

Total revenue billing on water and sanitation services was reported at R12 315 592,18. An amount of R2 606 974,12 was collected for the month of January 2026, collection rate was recorded at 21,17% for this period, the municipality did budget to collect 60% of the own revenue sources. The revenue collected decreased by R1 516 631,15(36,78%) as compared to the previous month. The credit control and debt management policy was implemented from 1<sup>st</sup> July 2024, notices of disconnections were issued to all government departments with arrear accounts, businesses with arrear accounts were also swerved with notices and disconnections of water supply were implemented subsequently. Most revenue was collected around the areas of Tubatse Fetakgomo collected from the mines alone through disconnections of illegal connections. We continue to implement the credit control policy to other areas like Elias Motsoaledi, Ephraim Mogale and Makhuduthamaga.

We've successfully obtained permission from the National Treasury to participate in the RT29 transversal contract on prepaid smart water metering. All companies appointed under the RT29 were invited to the municipality for individual presentations on the contract, four of the seven companies responded and presentations were made to the revenue enhancement committee for evaluation in terms of the required specifications suitable to address the revenue related issues of the municipality, we're at an advanced stage to finalize the appointment of a suitable provider during the second quarter of the financial year.

The plan to implement the installation and maintenance of the smart water meters is outlined as follows in a process flow:

- The business community has been identified as the targeted customer group for piloting purposes.
- Greater FetakgomoTubatse will be our first area for installations given the larger business community in the area.
- Elias Motsoaledi will be second, followed by Ephraim Mogale and lastly Makhuduthamaga.
- Government departments will be second in terms of the targeted customer group for installations.
- Engagements already initiated with the departments as awareness on the smart pre-paid water meters.
- Households will be the third and last targeted customer group for installations with about 14 areas already identified for potential revenue growth.
- Installation of the bulk smart water meters at all off take points operated by the Lepelle Northern Water and some of the residential estates already identified.

The following processes will unfold during the implementation of the smart water metering:

---

- Establishment of satellite offices in each sub region as our technical support centre.
- Local municipal offices are to be used as satellite offices, Tubatse & Ephraim Mogale office spaces already secured.
- Training of staff and awareness campaigns to customers on how to utilise the new smart water meter system and request support.
- Establishment of a call centre facility for technical support.
- Installation of the vending points in various convenient stores.
- A one-month trial period is to be implemented in FetakgomoTubatse to test the efficiency of the system.

Notices of disconnection were also served to the government departments, and payments for services have since improved with the exception of two departments (Provincial Public Works & Education), the provincial department of Coghsta is currently discussions between the municipality and the two departments with reconciliations of the outstanding amounts at an advanced stage. The two departments visited the municipal offices for reconciliation of the amounts.

The revenue unit will embark on four revenue enhancement and collection campaigns within the district starting from 1<sup>st</sup> of January 2026 , procurement of the promotional material already has started. The campaign will promote payment of basic services, discourage illegal water connections, invitation of the applications as indigents and collection of data for purposes of automation of the billing data.

---

## 5. Supply Chain management

The following processes of procurement were implemented as at 31<sup>st</sup> January 2026:

- (i) Purchase orders equal or less than R 30 000 VAT Inclusive:  
87 Quotations to a total rand value of R935 651,72 were processed for the procurement of goods and services.
- (ii) Purchase orders more than R 30 000 but less than R 200 000 VAT Inclusive:  
74 Quotations to a total rand value of R5 849 831,03 were processed for the procurement of goods and services.
- (iii) Purchase orders more than R 200 000 VAT Inclusive:  
49 orders with a total rand value of R56 677 461,46 were processed.

### **The following competitive bidding processes were also implemented for the month of January 2025:**

The municipality processed 37 requisitions of goods and services through the competitive bidding processes as at the month of January 2026. There are 06 bid processes that are still in the in progress, 5 on advert and 7 have been referred for re-advert. 19 tenders have been awarded as at 31<sup>st</sup> January 2026.

### **The municipality's UIF&W expenditure was as follows as at the month of January 2025:**

Irregular expenditure **R 534 690,92**

Fruitless & wasteful expenditure **R0,00**

Unauthorised expenditure **R0,00**

### **Unauthorized Irregular Fruitless and Wasteful expenditure as a % of total operational expenditure:**

Norm is 0%

UIFW expenditure/ Total operating expenditure x100

534 690,92 / 782 689 614.34 x100

=0,00% for the month of January 2026.

The unauthorized irregular, fruitless and wasteful expenditure was within the norm in terms of percentage with an amount of R 534 690,92 incurred as irregular expenditure for the month of January 2026. The increased UIFW from the amounts reported in the previous month is

noted that the amount incurred as irregular prompts corrective measures to be implemented to remedy the root causes of the expenditure incurred.

R55 748,00 was the total rand value for all deviations as at 31<sup>st</sup> January 2026. Deviations were for services procured through processes where it was very impractical for the institution to follow the normal procurement processes.

## UIFW RECONCILIATION

IRREGULAR EXPENDITURE					
Recon for 2025/2026 Financial Year					
	Month - JANUARY 2026				Amount
<b>GL Opening balance as at 01 July 2025</b>					1 593 144 100,12
<b>Prior year adjustment</b>	<b>2022/2023FY</b>			-	106 548 665,18
	<b>2023/2024FY</b>			-	74 904 123,30
	<b>2023/2024FY</b>			-	60 601 230,64
					<b>1 351 090 081,00</b>
<b>Incurred in Current year - JANUARY 2026</b>					534 690,92
					<b>1 351 624 771,92</b>
<b>Write-off by council</b>				-	<b>1 243 213 557,85</b>
	<b>RBIG PROJECTS 2014</b>			-	24 928 095,87
	<b>Financial Year 2024/2025</b>			-	368 031 807,84
	<b>Financial Year 2014/2015</b>			-	114 919 785,00
	<b>Financial Year 2015/2016</b>			-	357 980 404,84
	<b>Financial Year 2016/2017</b>			-	103 429 584,00
	<b>Financial Year 2018/2019</b>			-	91 413 830,73
	<b>Financial Year 2019/2020</b>			-	6 594 201,13
	<b>Financial Year 2020/2021</b>			-	175 915 848,44
<b>Closing balance as at 31 JANUARY 2026</b>					<b>108 411 214,07</b>

MFMA Section 71 financial reporting – January 2025/2026 financial year

FRUITLESS & WASTEFUL EXPENDITURE				
Recon for 2025/2026 Financial Year				
	Month - JANUARY 2026			Amount
GL Opening balance as at 01 July 2025				126 048 532,00
Prior year adjustment				-
				<b>126 048 532,00</b>
Incurred in Current year - JANUARY 2026				-
				<b>126 048 532,00</b>
Write-off by council				-
Closing balance as at 30 JANUARY 2026				<b>126 048 532,00</b>

UNAUTHORISED EXPENDITURE				
Recon for 2025/2026 Financial Year				
	Month - JANUARY 2026			Amount
GL Opening balance as at 01 July 2025				575 298 144,00
Prior year adjustment				-
				<b>575 298 144,00</b>
Incurred in Current year - JANUARY 2026				-
				<b>575 298 144,00</b>
Write-off by council				-
Closing balance as at 30 JANUARY 2026				<b>575 298 144,00</b>

## 6. Asset management

The municipality had in total **R 884 520 185,13** in current assets as at 31<sup>st</sup> January 2026 detailed as follows:

<b>Class of Asset</b>	<b>Value</b>
Cash and cash equivalents	R 461 873 200,41
Trade and other receivables from exchange transactions	R 75 002 298,32
Receivables from non-exchange transactions	R 28 874 960,29
Inventory	R 12 004 481,82
VAT	R 287 619 757,21
Other current assets	R 19 145 487,08
<b>Total Current Assets</b>	<b>R 884 520 185,13</b>

The municipality's non-current assets had a total of **R 5 857 438 805,18** as at 31<sup>st</sup> January 2026, the non-current assets consist of water infrastructure network and movable assets detailed as follows:

<b>Class of Asset</b>	<b>Value</b>
Land -	R 14 460 000
Plant and machinery -	R 1 178 994,00
Furniture and office equipment -	R 5 170 641,00
Transport assets -	R 28 830 090,00
IT Equipment -	R 4 675 699,00
Leasehold improvements -	(R 0,00)
Road infrastructure -	R 19 923 634,00
Community assets - Buildings	R 3 933 732,00
Wastewater network -	R 55 306 384,00
Water network -	R 4 160 663 276,00
Assets under construction -	R 1 563 296 356,00
<b>Total Non-Current Assets</b>	<b>R 5 857 438 805,18</b>

There were no assets additions to the municipality's infrastructure assets and movable assets respectively as at 31<sup>st</sup> January 2026. No disposal or donation of assets for the January 2026 month.

Retention amounts on capital infrastructure projects currently under construction had a combined value of **R 228 740 456,91**.

The **R 1 563 296 356,00** total cost on assets under construction includes the following projects which are taking a significant amount of time to complete and those that were stalled as at 31<sup>st</sup> January 2026.

Property, plant and equipment taking a significant amount of time to complete than expected:

1. De Hoop/Nebo Plateau/Schoonoord villages water scheme/ concrete reservoirs, R 68 679 128.39
2. De Hoop/Nebo Plateau/Senkgapudi & Manamane concrete reservoirs, R 65 235 249.64
3. Motlailana/Makgemeng village water supply, R 32 390 286.72

Property, plant and equipment where construction or development has been halted either during the current or previous periods

1. Jane Furse to Lobethal bulk water supply/De Hoop Augmentation, R 55 893 245.70
2. Rutseng water intervention, R 2 254 727.79
3. Ga-Maphopha command reservoir, R 41 554 264.76
4. Flag Boshielo: Letebejane water meter installation, R 10 846 497.73
5. Lebalelo south villages connector pipes and reticulation phase 2, R 25 401 835.41
6. Mooihoek/Tuibatse bulk water supply phase 4, R 2 429 695.00
7. Mahlokwenana water supply, R 3 432 148.82
8. Legolaneng water supply, R 767 925.29
9. Mapodile water conservation and demand management, R 433 318.52

The municipality had a heritage asset valued at **R 746 801,50** as at end of January 2026, the asset is the mayoral chain of the municipality.

---

## 7. BUDGET MONITORING

There was no overspending of any items for the month of January 2026, therefore no unauthorized expenditure at vote level is being reported for the month.

Typ	Votenummer	Description	Budget	Curr Mth Exp	Commitment	YTD Movement	Unspend Bud	Perc
P	34052260380EQP04ZZHO	OS: B&A PROJECT MANAGEMENT -	3 000 000,00	-	-	3 610 620,23	- 610 620,23	120,35
	<b>Budget &amp; Reporting Office</b>		<b>3 000 000,00</b>	<b>-</b>	<b>-</b>	<b>3 610 620,23</b>	<b>- 610 620,23</b>	<b>120,35</b>
P	35102326600WTMRCZZWD	INVENTORY - WATER	100 000 000,00	2 750 173,36	3 585,00	103 825 175,85	-3 825 175,85	103,82
	<b>Infrastructure &amp; Water Services</b>		<b>100 000 000,00</b>	<b>2 750 173,36</b>	<b>3 585,00</b>	<b>103 825 175,85</b>	<b>-3 825 175,85</b>	<b>103,82</b>

## 8. ANNEXURE A: C-SCHEDULE/ SCHEDULES

### A. GRANTS PERFORMANCE

The overall spending on conditional grants was above 64.27% as at 31<sup>st</sup> January 2026. The FMG spending at 67% and EPWP spending at 64% while MIG and RRAMs were reported at 64.57% and 16% respectively.

The details of the conditional grants are illustrated in Table 1 below.

GRANT REGISTER - JANUARY 2025/2026									
	CONDITIONAL GRANTS								UNCONDITIONAL GRANT
	DIRECT CONDITIONAL GRANTS					INDIRECT CONDITIONAL GRANTS			
	FINANCIAL MANAGEMENT GRANT	MUNICIPAL INFRASTRUCTURE GRANT	EXPANDED PUBLIC WORKS PROGRAMME	RURAL ROAD ASSET MANAGEMENT SYSTEM	TOTALS	RBIG	WSIG	TOTALS	
34051178950FMZZZZWD	35101258940MGZZZZWD AND 35101178970MIZZZZWD	35101178910EPZZZZWD	35101259010RRZZZZHO		35101259000RBZZZZHO	34051259030WSZZZZHC		34051179100EQZZZZWD	
BUDGET	2 400 000,00	425 942 000,00	8 403 000,00	2 686 000,00	439 431 000,00			-	1 209 760 000,00
UNSPENT GRANT AS AT 01 JULY 2025	-	9 121 657,26	-	51 992,00	9 173 649,26	-		-	
ROLLOVER DENIED	-	9 121 657,26	-		9 121 657,26	-		-	
AMOUNT RECEIVED AS PER B/S									
TOTAL	2 400 000,00	425 942 000,00	8 403 000,00	2 737 992,00	439 482 992,00	-	-	-	1 209 760 000,00
OPENING BALANCE		9 121 657,26	-	51 992,00		-		-	
APPROVED ROLLOVER	-		-			-		-	
UNSPEND PAID BACK		9 121 657,26	-			-		-	
GRANT INCOME	2 400 000,00	327 596 000,00	5 882 000,00	1 880 000,00		-	-	-	898 198 000,00
JUL	-		-	-	-	-		-	504 067 000,00
AUG	2 400 000,00	118 026 000,00	2 101 000,00	1 880 000,00					
SEPT									
OCT		112 764 000,00							
NOV			3 781 000,00						
DEC		96 806 000,00							394 131 000,00
JAN									
	34057630430FMZZZZWD	34057630730MGZZZZWD AND 34057610230MIZZZZWD	34057630230EPZZZZWD	34057610430RRZZZZWD					
GRANT EXPENDITURE	1 616 460,08	275 009 673,08	5 347 695,08	430 151,66	282 403 979,90	5 698 787,06	12 594 695,65	-	
JUL	333 892,80	1 038 617,51	642 232,00	-	2 014 742,31			-	-
AUG	80 689,95	52 940 710,04	684 242,68	-	53 705 642,67				
SEPT	128 460,51	28 789 188,21	803 476,00	-	29 721 124,72				
OCT	58 499,95	38 281 426,80	812 052,32	144 563,21	39 296 542,28	5 698 787,06			
NOV	8 499,99	51 667 108,90	811 212,70	-	52 486 821,59		12 594 695,65		
DEC	57 416,94	65 734 354,41	800 447,47	285 588,45	66 877 807,27				
JAN	948 999,94	36 558 267,21	794 031,91		38 301 299,06				
TOTAL UNSPENT	783 539,92	150 932 326,92	534 304,92	1 449 848,34	157 079 012,10	5 698 787,06	12 594 695,65	-	
PERCENTAGE	67	64,57	64	16	64,27				

**B. CAPITAL EXPENDITURE**

Table below shows the capital expenditure during the month of January 2026 versus the projections.

	JANUARY 2026				PROJECTIONS			
	Monthly Cashflow Budget	Monthly Expenditure	Variance		Annual Budget	Year-to-date Expenditure	Annual projections	Variance
	R	R	R	%	R	R	R	R
MACHINARY AND EQUIPMENT	416 666,67	-	416 666,67	1,00	5 000 000,00	-	5 000 000,00	5 000 000,00
MOTOR VEHICLE 10 SEATER FOR REV MAN TEAM	125 000,00	-	125 000,00	1,00	1 500 000,00	-	1 500 000,00	1 500 000,00
OFFICE EQUIPMENT	250 000,00	-	250 000,00	1,00	3 000 000,00	1 013 713,04	3 000 000,00	1 986 286,96
SDM-CAPITAL REPLACEMENT RESERVE	2 083 333,33	-	2 083 333,33	1,00	25 000 000,00	17 530 449,24	25 000 000,00	7 469 550,76
MIG-GTLM LEBALELO SOUTH CONN PIPES&RETIC	166 666,67	-	166 666,67	1,00	2 000 000,00	5 337 759,82	2 000 000,00	- 3 337 759,82
PURCHASE OF OFFICE	125 000,00	-	125 000,00	1,00	1 500 000,00	190 000,00	1 500 000,00	1 310 000,00
RBIG - NEBO SCHEME	125 000,00	332 698,39	- 207 698,39	-	1 500 000,00	332 698,39	1 500 000,00	1 167 301,61
PHOKWANE WATER SUPPLY	29 166,67	-	29 166,67	1,00	350 000,00	4 825 328,24	350 000,00	- 4 475 328,24
GIS EQ PLOTTER 2DESKTOPS SERVER COORDS	166 666,67	-	166 666,67	1,00	2 000 000,00	-	2 000 000,00	2 000 000,00
MHS EQUIPMENT	130 000,00	-	130 000,00	- 8,95	1 560 000,00	-	1 560 000,00	1 560 000,00
REFURBISHMENT - ERF 488	45 833,33	5 548 240,37	- 5 502 407,04	1,00	550 000,00	5 548 240,37	550 000,00	- 4 998 240,37
OFFICE EQUIPMENT	20 833,33	-	20 833,33	1,00	250 000,00	132 064,26	250 000,00	117 935,74
COMPUTER	21 553,25	-	21 553,25	1,00	258 639,00	1 306 000,00	258 639,00	- 1 047 361,00
DISASTER RECOVERY SYSTEM	4 166,67	-	4 166,67	1,00	50 000,00	-	50 000,00	50 000,00
COMPUTER	250 000,00	-	250 000,00	1,00	3 000 000,00	-	3 000 000,00	3 000 000,00
<b>SDM FUNDED</b>	<b>3 959 886,58</b>	<b>5 880 938,76</b>	<b>- 1 921 052,18</b>	<b>4,05</b>	<b>47 518 639,00</b>	<b>36 216 253,36</b>	<b>47 518 639,00</b>	<b>11 302 385,64</b>
MIG-REFURBISHMENT OF LEEUWFontein WWTW	2 687 323,17	-	2 687 323,17	1,00	32 247 878,00	2 513 308,23	32 247 878,00	29 734 569,77
MIG-REFURBISHMENT OF DENNILTON WWTW	3 249 324,92	-	3 249 324,92	1,00	38 991 899,00	3 691 544,61	38 991 899,00	35 300 354,39
MIG - UPGRADING OF GROBLERSDAL-LUCKAU P3	208 333,33	2 833 819,71	- 2 625 486,38	1,00	2 500 000,00	2 833 819,71	2 500 000,00	- 333 819,71
MIG - LEBALELO CENTRAL SUBSCHEME 1A	4 108 387,42	7 447 647,71	- 3 339 260,29	1,00	49 300 649,00	22 946 969,32	49 300 649,00	26 353 679,68
MIG-MALEKANE REGIONAL WATER SCHEME	1 007 353,00	-	1 007 353,00	1,00	12 088 236,00	2 623 604,40	12 088 236,00	9 464 631,60
MIG - UPGRADING OF DE HOOP WTW	4 548 852,08	- 4 856 743,69	9 405 595,77	1,00	54 586 225,00	19 185 510,96	54 586 225,00	35 400 714,04
MIG - UPGRADING OF GROBLERSDAL-LUCKAU P1	2 361 480,42	-	2 361 480,42	1,00	28 337 765,00	4 028 329,09	28 337 765,00	24 309 435,91
MIG - UPGRADING OF GROBLERSDAL-LUCKAU P2	4 768 772,50	-	4 768 772,50	1,00	57 225 270,00	36 004 635,72	57 225 270,00	21 220 634,28
MIG - MAMPURU BULK WATER SCHEME	4 249 967,33	6 109 500,44	- 1 859 533,11	1,00	50 999 608,00	29 278 483,75	50 999 608,00	21 721 124,25
MIG- MOUTSE EAST & WEST WATER RETIC	1 816 640,08	6 645 992,71	- 4 829 352,63	1,00	21 799 681,00	17 620 541,47	21 799 681,00	4 179 139,53
MIG-OLIFANTSPoord SOUTH RWS PHASE 8	1 461 510,17	1 337 930,72	123 579,45	1,00	17 538 122,00	10 827 744,77	17 538 122,00	6 710 377,23
MIG- MOUTSE EAST & WEST WATER RETIC PH2	3 085 797,08	6 829 670,91	- 3 743 873,83	1,00	37 029 565,00	67 194 877,95	37 029 565,00	- 30 165 312,95
COMPUTERS (MIG)	20 833,33	-	20 833,33	1,00	250 000,00	-	250 000,00	250 000,00
<b>MIG</b>	<b>33 574 574,83</b>	<b>26 347 818,51</b>	<b>7 226 756,32</b>	<b>13,00</b>	<b>402 894 898,00</b>	<b>218 749 369,98</b>	<b>402 894 898,00</b>	<b>184 145 528,02</b>
RRAMS CAPITAL ACQUISITION	223 833,33	-	223 833,33	1,00	2 686 000,00	376 500,36	2 686 000,00	2 309 499,64
<b>TOTAL CAPITAL</b>	<b>37 758 294,75</b>	<b>32 228 757,27</b>	<b>5 529 537,48</b>	<b>18,05</b>	<b>453 099 537,00</b>	<b>255 342 123,70</b>	<b>453 099 537,00</b>	<b>197 757 413,30</b>

MFMA Section 71 financial reporting – January 2025/2026 financial year

**DC47 Sekhukhune - Table C5 Monthly Budget Statement - Capital Expenditure (municipal vote, functional classification and funding) - M07 January**

Vote Description	Ref	2024/25	Budget Year 2025/26							
		Audited Outcome	Original Budget	Adjusted Budget	Monthly actual	YearTD actual	YearTD budget	YTD variance	YTD variance %	Full Year Forecast
<b>R thousands</b>	1,00									
<b>Multi-Year expenditure appropriation</b>	2,00									
Vote 05 - Infrastructure And Water Services		3 656 481,79	32 247 878,00	32 247 878,00	-	2 513 308,23	18 811 268,00	- 16 297 959,77	- 0,87	32 247 878,00
<b>Total Capital Multi-year expenditure</b>	4,7	<b>3 656 481,79</b>	<b>32 247 878,00</b>	<b>32 247 878,00</b>	<b>-</b>	<b>2 513 308,23</b>	<b>18 811 268,00</b>	<b>- 16 297 959,77</b>	<b>- 0,87</b>	<b>32 247 878,00</b>
<b>Single Year expenditure appropriation</b>	2,00									
Vote 04 - Budget And Treasury		8 058 967,44	9 500 000,00	9 500 000,00	-	1 013 713,04	5 541 669,00	- 4 527 955,96	- 0,82	9 500 000,00
Vote 05 - Infrastructure And Water Services		691 780 689,30	407 243 020,00	407 243 020,00	49 633 566,25	290 371 100,30	237 558 496,00	52 812 604,30	0,22	290 371 100,30
Vote 08 - Sekhukhune Development Angancy		-	1 058 639,00	1 058 639,00	-	-	617 554,00	- 617 554,00	- 1,00	1 058 639,00
Vote 09 - Corporate Services		996 173,24	3 050 000,00	3 050 000,00	-	351 670,00	1 779 169,00	- 1 427 499,00	- 0,80	3 050 000,00
<b>Total Capital single-year expenditure</b>	4,00	<b>700 835 829,98</b>	<b>420 851 659,00</b>	<b>420 851 659,00</b>	<b>49 633 566,25</b>	<b>291 736 483,34</b>	<b>245 496 888,00</b>	<b>46 239 595,34</b>	<b>0,19</b>	<b>303 979 739,30</b>
<b>Total Capital Expenditure</b>		<b>704 492 311,77</b>	<b>453 099 537,00</b>	<b>453 099 537,00</b>	<b>49 633 566,25</b>	<b>294 249 791,57</b>	<b>264 308 156,00</b>	<b>29 941 635,57</b>	<b>0,11</b>	<b>336 227 617,30</b>
<b>Capital Expenditure - Functional Classification</b>										
<b>Governance and administration</b>		<b>9 055 140,68</b>	<b>12 550 000,00</b>	<b>12 550 000,00</b>	<b>-</b>	<b>1 365 383,04</b>	<b>7 320 838,00</b>	<b>- 5 955 454,96</b>	<b>- 0,81</b>	<b>12 550 000,00</b>
Executive and council		-	-	-	-	-	-	-		-
Finance and administration		9 055 140,68	12 550 000,00	12 550 000,00	-	1 365 383,04	7 320 838,00	- 5 955 454,96	- 0,81	12 550 000,00
<b>Economic and environmental services</b>		<b>-</b>	<b>1 058 639,00</b>	<b>1 058 639,00</b>	<b>-</b>	<b>-</b>	<b>617 554,00</b>	<b>- 617 554,00</b>	<b>- 1,00</b>	<b>1 058 639,00</b>
Planning and development		-	1 058 639,00	1 058 639,00	-	-	617 554,00	- 617 554,00	- 1,00	1 058 639,00
<b>Trading services</b>		<b>695 437 171,09</b>	<b>439 490 898,00</b>	<b>439 490 898,00</b>	<b>49 633 566,25</b>	<b>292 884 408,53</b>	<b>256 369 764,00</b>	<b>36 514 644,53</b>	<b>0,14</b>	<b>292 884 408,53</b>
Water management		695 437 171,09	439 490 898,00	439 490 898,00	49 633 566,25	292 884 408,53	256 369 764,00	36 514 644,53	0,14	292 884 408,53
<b>Total Capital Expenditure - Functional Classification</b>	3,00	<b>704 492 311,77</b>	<b>453 099 537,00</b>	<b>453 099 537,00</b>	<b>49 633 566,25</b>	<b>294 249 791,57</b>	<b>264 308 156,00</b>	<b>29 941 635,57</b>	<b>0,11</b>	<b>306 493 047,53</b>
<b>Funded by:</b>										
National Government		436 361 334,62	405 580 898,00	405 580 898,00	43 752 627,49	257 681 868,21	236 588 919,00	21 092 949,21	0,09	257 681 868,21
Transfers recognised - capital		436 361 334,62	405 580 898,00	405 580 898,00	43 752 627,49	257 681 868,21	236 588 919,00	21 092 949,21	0,09	257 681 868,21
Internally generated funds		268 130 977,15	47 518 639,00	47 518 639,00	5 880 938,76	36 567 923,36	27 719 237,00	8 848 686,36	0,32	36 567 923,36
<b>Total Capital Funding</b>		<b>704 492 311,77</b>	<b>453 099 537,00</b>	<b>453 099 537,00</b>	<b>49 633 566,25</b>	<b>294 249 791,57</b>	<b>264 308 156,00</b>	<b>29 941 635,57</b>	<b>0,11</b>	<b>294 249 791,57</b>

**C. Employee Related Cost**

Table below shows the salary related costs as at 31<sup>st</sup> January 2026 including the projections for the remainder of the financial year.

**A. Municipal staff and Senior Managers**

Description	JANUARY 2026				PROJECTIONS				
	Monthly Budget	Expenditure	Variance		Annual Budget	Year-to-date Expenditure	Annual projections	Variance	
	R	R	R	%	R	R	R	R	%
Basic Salary	27 045 373,75	24 427 173,19	2 618 200,56	0,12	324 544 485,00	168 805 435,49	101 819 002,18	155 739 049,51	0,85
Cellphone Allowance	601 095,00	212 772,00	388 323,00	0,65	7 213 140,00	1 479 618,00	1 622 942,00	5 733 522,00	0,94
Group life contribution	180 552,33	157 825,87	22 726,46	0,11	2 166 628,00	1 119 728,77	689 172,32	1 046 899,23	0,85
Housing benefits	237 689,17	176 985,46	60 703,71	0,24	2 852 270,00	1 257 655,45	837 336,12	1 594 614,55	0,87
Industrial Council	609 566,25	8 797,55	600 768,70	0,99	7 314 795,00	60 842,40	1 236 489,15	7 253 952,60	1,00
Leave Bonus	341 749,17	-	341 749,17	1,00	4 100 990,00	102 755,02	819 198,15	3 998 234,98	0,97
Medical Aid Contribution	1 490 549,50	1 440 567,45	49 982,05	0,08	17 886 594,00	9 677 008,52	5 721 485,50	8 209 585,48	0,85
Acting allowance	5 861,92	-	5 861,92	1,00	163 654,00	-	27 275,67	163 654,00	1,00
Annual/ Performance Bonus	43 333,33	685 902,95	- 642 569,62	- 25,81	658 438,00	12 378 759,45	3 882 127,31	- 11 720 321,45	- 4,73
Long Service Awards	127 133,92	-	127 133,92	- 3,10	1 605 851,00	46 874,96	1 199 694,31	1 558 976,04	0,42
Overtime	1 109 436,00	2 117 216,43	- 1 007 780,43	- 0,46	13 313 232,00	10 754 812,49	5 567 055,83	2 558 419,51	0,75
Pension Fund Contribution	4 179 100,83	3 843 794,01	335 306,82	0,10	50 149 210,00	26 533 378,33	15 910 754,15	23 615 831,67	0,85
Shift Allowance	344 478,58	303 475,11	41 003,47	0,10	4 133 743,00	2 177 011,35	1 312 211,58	1 956 731,65	0,85
Standby Allowance	346 378,00	167 285,16	179 092,84	0,71	4 156 536,00	813 528,75	952 271,47	3 343 007,25	0,94
Transport Allowance	2 688 603,25	2 393 377,85	295 225,40	0,02	32 263 239,00	16 965 721,65	10 666 486,33	15 297 517,35	0,84
UIF	193 259,50	144 351,62	48 907,88	0,28	2 319 114,00	994 574,97	664 906,82	1 324 539,03	0,88
Uniform Allowance	14 750,75	-	14 750,75	1,00	177 009,00	-	29 501,50	177 009,00	1,00
<b>Grand Total</b>	<b>39 558 911,25</b>	<b>36 079 524,65</b>	<b>3 479 386,60</b>	<b>- 23,00</b>	<b>475 018 928,00</b>	<b>253 167 705,60</b>	<b>152 957 910,38</b>	<b>221 851 222,40</b>	<b>9,12</b>

**B. Councillors**

Description	JANUARY 2026				PROJECTIONS				
	Monthly Budget	Monthly Expenditure	Variance		Annual Budget	Year-to-date Expenditure	Annual projections	Variance	
	R	R	R	%	R	R	R	R	%
BASIC SALARY	944 849,00	920 834,19	24 014,81	1,37	11 338 188,00	6 494 752,61	11 338 188,00	4 843 435,39	42,72
CELLPHONE ALLOWANCE	130 274,00	132 755,00	- 2 481,00	- 0,60	1 752 274,00	924 185,00	1 752 274,00	828 089,00	47,26
MEDICAL AID BENEFITS	23 565,83	13 137,55	10 428,28	49,28	297 919,00	85 051,80	297 919,00	212 867,20	71,45
PENSION FUND CONTRIBUTIONS	55 730,08	57 347,79	- 1 617,71	- 3,12	915 239,00	402 126,75	915 239,00	513 112,25	56,06
TRAVELLING ALLOWANCE	620 192,08	88 479,64	531 712,44	75,09	4 996 019,00	802 479,52	4 996 019,00	4 193 539,48	83,94
<b>GRAND TOTALS</b>	<b>1 774 611,00</b>	<b>1 212 554,17</b>	<b>562 056,83</b>	<b>122,03</b>	<b>19 299 639,00</b>	<b>8 708 595,68</b>	<b>19 299 639,00</b>	<b>10 591 043,32</b>	<b>301,43</b>

MFMA Section 71 financial reporting – January 2025/2026 financial year

DC47 Sekhukhune - Supporting Table SC8 Monthly Budget Statement - councillor and staff benefits - M07 January

Summary of Employee and Councillor remuneration	Ref	2024/25	Budget Year 2025/26							
		Audited Outcome	Original Budget	Adjusted Budget	Monthly actual	YearTD actual	YearTD budget	YTD variance	YTD variance %	Full Year Forecast
R thousands		A	B	C						D
<b>Councillors (Political Office Bearers plus Other)</b>	1,00									
Basic Salaries and Wages		11 151 079,97	11 338 188,00	11 338 188,00	920 834,19	6 494 752,61	6 613 964,00	- 119 211,39	- 0,02	11 338 188,00
Pension and UIF Contributions		634 903,95	915 239,00	915 239,00	57 347,79	402 126,75	533 904,00	- 131 777,25	- 0,25	915 239,00
Medical Aid Contributions		149 347,56	297 919,00	297 919,00	13 137,55	85 051,80	173 796,00	- 88 744,20	- 0,51	297 919,00
Cellphone Allowance		1 542 909,00	1 752 274,00	1 752 274,00	132 755,00	924 185,00	1 022 175,00	- 97 990,00	- 0,10	1 752 274,00
Other benefits and allowances		2 823 063,80	4 996 019,00	4 996 019,00	88 479,64	802 479,52	2 914 352,00	- 2 111 872,48	- 0,72	4 996 019,00
<b>Sub Total - Councillors</b>		<b>16 301 304,28</b>	<b>19 299 639,00</b>	<b>19 299 639,00</b>	<b>1 212 554,17</b>	<b>8 708 595,68</b>	<b>11 258 191,00</b>	<b>- 2 549 595,32</b>	<b>- 0,23</b>	<b>19 299 639,00</b>
<b>Senior Managers of the Municipality</b>	3,00									
Basic Salaries and Wages		6 420 714,81	8 406 069,00	8 406 069,00	380 841,16	2 754 146,76	4 903 563,00	- 2 149 416,24	- 0,44	8 406 069,00
Pension and UIF Contributions		219 895,23	691 258,00	691 258,00	17 707,98	124 097,93	403 263,00	- 279 165,07	- 0,69	691 258,00
Medical Aid Contributions		124 890,96	132 741,00	132 741,00	11 364,55	75 729,60	77 441,00	- 1 711,40	- 0,02	132 741,00
Performance Bonus		99 320,91	110 618,00	110 618,00	-	94 441,69	64 533,00	29 908,69	0,46	94 441,69
Motor Vehicle Allowance		753 665,86	1 309 989,00	1 309 989,00	40 735,16	297 479,13	764 183,00	- 466 703,87	- 0,61	1 309 989,00
Cellphone Allowance		161 135,00	252 700,00	252 700,00	10 596,00	76 171,00	147 434,00	- 71 263,00	- 0,48	252 700,00
Housing Allowances		-	147 373,00	147 373,00	-	-	85 974,00	- 85 974,00	- 1,00	147 373,00
Other benefits and allowances		4 206,44	247 892,00	247 892,00	-	3 014,76	144 627,00	- 141 612,24	- 0,98	247 892,00
Payments in lieu of leave		-	184 480,00	184 480,00	-	-	107 618,00	- 107 618,00	- 1,00	184 480,00
Post-retirement benefit obligations	2,00	11 712 000,00	-	-	-	-	-	-	-	-
Acting and post related allowance		97 710,79	163 654,00	163 654,00	-	-	95 473,00	- 95 473,00	- 1,00	163 654,00
<b>Sub Total - Senior Managers of Municipality</b>		<b>19 593 540,00</b>	<b>11 646 774,00</b>	<b>11 646 774,00</b>	<b>461 244,85</b>	<b>3 425 080,87</b>	<b>6 794 109,00</b>	<b>- 3 369 028,13</b>	<b>- 0,50</b>	<b>11 630 597,69</b>
<b>Other Municipal Staff</b>										
Basic Salaries and Wages		288 994 565,74	316 138 416,00	316 138 416,00	24 046 332,03	166 051 288,73	184 414 132,00	- 18 362 843,27	- 0,10	316 138 416,00
Pension and UIF Contributions		45 874 148,73	53 768 482,00	53 768 482,00	4 128 263,52	28 523 682,52	31 365 075,00	- 2 841 392,48	- 0,09	53 768 482,00
Medical Aid Contributions		16 011 838,93	17 753 853,00	17 753 853,00	1 429 202,90	9 601 278,92	10 356 444,00	- 755 165,08	- 0,07	17 753 853,00
Overtime		22 074 222,00	17 446 975,00	17 446 975,00	2 420 691,54	12 931 823,84	10 177 461,00	2 754 362,84	0,27	12 931 823,84
Performance Bonus		856 586,35	547 820,00	547 820,00	685 902,95	12 284 317,76	319 564,00	11 964 753,76	37,44	12 284 317,76
Motor Vehicle Allowance		31 206 554,35	30 881 081,00	30 881 081,00	2 352 642,69	16 665 227,76	18 014 017,00	- 1 348 789,24	- 0,07	30 881 081,00
Cellphone Allowance		2 217 206,68	6 960 440,00	6 960 440,00	202 176,00	1 403 447,00	4 060 294,00	- 2 656 847,00	- 0,65	6 960 440,00
Housing Allowances		2 148 585,50	2 704 897,00	2 704 897,00	176 985,46	1 257 655,45	1 577 905,00	- 320 249,55	- 0,20	2 704 897,00
Other benefits and allowances		1 104 296,52	4 647 829,00	4 647 829,00	176 082,71	874 371,15	2 711 296,00	- 1 836 924,85	- 0,68	4 647 829,00
Payments in lieu of leave		-	3 678 577,00	3 678 577,00	-	102 755,02	2 145 864,00	- 2 043 108,98	- 0,95	3 678 577,00
Long service awards		104 563,37	1 605 851,00	1 605 851,00	-	46 874,96	936 775,00	- 889 900,04	- 0,95	1 605 851,00
Post-retirement benefit obligations	2,00	-	237 933,00	237 933,00	-	-	138 810,00	- 138 810,00	- 1,00	237 933,00
<b>Sub Total - Other Municipal Staff</b>		<b>410 592 568,17</b>	<b>456 372 154,00</b>	<b>456 372 154,00</b>	<b>35 618 279,80</b>	<b>249 742 723,11</b>	<b>266 217 637,00</b>	<b>- 16 474 913,89</b>	<b>- 0,06</b>	<b>463 593 500,60</b>
<b>TOTAL SALARY, ALLOWANCES &amp; BENEFITS</b>		<b>446 487 412,45</b>	<b>487 318 567,00</b>	<b>487 318 567,00</b>	<b>37 292 078,82</b>	<b>261 876 399,66</b>	<b>284 269 937,00</b>	<b>- 22 393 537,34</b>	<b>- 0,08</b>	<b>494 523 737,29</b>
<b>TOTAL MANAGERS AND STAFF</b>		<b>430 186 108,17</b>	<b>468 018 928,00</b>	<b>468 018 928,00</b>	<b>36 079 524,65</b>	<b>253 167 803,98</b>	<b>273 011 746,00</b>	<b>- 19 843 942,02</b>	<b>- 0,07</b>	<b>475 224 098,29</b>

**DC47 Sekhukhune - Table C2 Monthly Budget Statement - Financial Performance (functional classification) - M07 January**

Description	Ref	2024/25	Budget Year 2025/26							
		Audited Outcome	Original Budget	Adjusted Budget	Monthly actual	YearTD actual	YearTD budget	YTD variance	YTD variance	Full Year Forecast
<b>R thousands</b>	1,00								%	
<b>Revenue - Functional</b>										
<i><b>Governance and administration</b></i>		1 881 717 579,93	1 868 201 148,00	1 868 201 148,00	18 220 366,11	1 016 383 089,67	1 089 783 905,00	- 73 400 815,33	- 0,07	1 869 320 014,39
Finance and administration		1 881 717 579,93	1 868 201 148,00	1 868 201 148,00	18 220 366,11	1 016 383 089,67	1 089 783 905,00	- 73 400 815,33	- 0,07	1 869 320 014,39
<i><b>Trading services</b></i>		5 376 941,79	-	-	49 319 228,74	327 171 198,31	-	327 171 198,31	#DIV/0!	327 171 198,31
Water management		4 446 744,00	-	-	49 237 606,15	326 604 175,69	-	326 604 175,69	#DIV/0!	326 604 175,69
Waste water management		930 197,79	-	-	81 622,59	567 022,62	-	567 022,62	#DIV/0!	567 022,62
<b>Total Revenue - Functional</b>	2,00	1 887 094 521,72	1 868 201 148,00	1 868 201 148,00	67 539 594,85	1 343 554 287,98	1 089 783 905,00	253 770 382,98	0,23	2 196 491 212,70
<i><b>Governance and administration</b></i>		841 492 140,54	720 643 664,00	720 643 664,00	43 158 859,12	311 974 682,15	420 376 257,00	- 108 401 574,85	- 0,26	670 583 847,36
Executive and council		223 559 349,04	244 090 933,00	244 090 933,00	21 014 792,47	131 167 802,68	142 386 797,00	- 11 218 994,32	- 0,08	194 031 116,36
Finance and administration		617 932 791,50	476 552 731,00	476 552 731,00	22 144 066,65	180 806 879,47	277 989 460,00	- 97 182 580,53	- 0,35	476 552 731,00
<i><b>Economic and environmental services</b></i>		35 119 280,26	40 352 256,00	40 352 256,00	2 644 075,95	15 177 499,25	23 539 026,00	- 8 361 526,75	- 0,36	40 352 256,00
Planning and development		35 119 280,26	40 352 256,00	40 352 256,00	2 644 075,95	15 177 499,25	23 539 026,00	- 8 361 526,75	- 0,36	40 352 256,00
<i><b>Trading services</b></i>		782 148 177,05	652 874 627,00	652 874 627,00	44 476 702,54	496 343 670,55	380 843 806,00	115 499 864,55	0,30	498 200 987,55
Water management		782 119 990,92	651 017 310,00	651 017 310,00	44 476 702,54	496 343 670,55	379 760 332,00	116 583 338,55	0,31	496 343 670,55
Waste water management		28 186,13	1 857 317,00	1 857 317,00	-	-	1 083 474,00	- 1 083 474,00	- 1,00	1 857 317,00
<b>Total Expenditure - Functional</b>	3,00	1 658 759 597,85	1 413 870 547,00	1 413 870 547,00	90 279 637,61	823 495 851,95	824 759 089,00	- 1 263 237,05	- 0,00	1 209 137 090,91
<b>Surplus/ (Deficit) for the year</b>		228 334 923,87	454 330 601,00	454 330 601,00	- 22 740 042,76	520 058 436,03	265 024 816,00	255 033 620,03	0,96	987 354 121,79

MFMA Section 71 financial reporting – January 2025/2026 financial year

DC47 Sekhukhune - Table C4 Monthly Budget Statement - Financial Performance (revenue and expenditure) - M07 January

Description	Ref	2024/25	Budget Year 2025/26							
		Audited Outcome	Original Budget	Adjusted Budget	Monthly actual	YearTD actual	YearTD budget	YTD variance	YTD variance %	Full Year Forecast
<b>R thousands</b>										
<b>Revenue</b>										
<b>Exchange Revenue</b>										
Service charges - Water		97 211 863,58	102 107 777,00	102 107 777,00	7 953 855,35	48 291 278,47	59 562 853,00	11 271 574,53	0,19	102 107 777,00
Service charges - Waste Water Management		16 109 252,81	16 994 001,00	16 994 001,00	1 253 886,88	9 648 680,88	9 913 162,00	264 481,12	0,03	16 994 001,00
Sale of Goods and Rendering of Services		2 008 818,01	2 703 940,00	2 703 940,00	1 307 439,22	1 926 432,18	1 577 275,00	349 157,18	0,22	1 926 432,18
Interest earned from Receivables		37 374 823,23	26 324 803,00	26 324 803,00	3 355 319,08	23 159 896,83	15 356 131,00	7 803 765,83	0,51	23 159 896,83
Interest from Current and Non Current Assets		57 242 592,43	63 719 050,00	63 719 050,00	3 236 495,60	21 488 885,81	37 169 440,00	15 680 554,19	0,42	63 719 050,00
Operational Revenue		165 854,60	17 285,00	17 285,00	-	896,72	10 073,00	9 176,28	0,91	17 285,00
<b>Non-Exchange Revenue</b>										
Surcharges and Taxes		-	3 747,00	3 747,00	-	-	2 184,00	2 184,00	1,00	3 747,00
Fines, penalties and forfeits		890 111,96	1 434 845,00	1 434 845,00	97 126,09	121 247,70	836 976,00	715 728,30	0,86	1 434 845,00
Transfers and subsidies - Operational		1 169 254 705,01	1 246 860 100,00	1 246 860 100,00	3 632 654,84	920 237 658,89	727 335 049,00	192 902 609,89	0,27	920 237 658,89
Interest		1 850 096,58	-	-	161 340,24	1 113 199,51	-	1 113 199,51	#DIV/0!	1 113 199,51
Operational Revenue		3 103 721,79	-	-	269 722,96	1 888 060,72	-	1 888 060,72	#DIV/0!	1 888 060,72
Gains on disposal of Assets		131 486,50	704 700,00	704 700,00	-	-	411 075,00	411 075,00	1,00	704 700,00
Other Gains		-	-	-	-	345 000,00	-	345 000,00	#DIV/0!	345 000,00
<b>Total Revenue (excluding capital transfers and contributions)</b>		<b>1 385 343 326,50</b>	<b>1 460 870 248,00</b>	<b>1 460 870 248,00</b>	<b>21 267 840,26</b>	<b>1 028 221 237,71</b>	<b>852 174 218,00</b>	<b>176 047 019,71</b>	<b>0,21</b>	<b>1 133 651 653,13</b>
<b>Expenditure By Type</b>										
Employee related costs		430 186 108,17	468 018 928,00	468 018 928,00	36 079 524,65	253 167 803,98	273 011 746,00	19 843 942,02	0,07	468 018 928,00
Remuneration of councillors		16 301 304,28	19 299 639,00	19 299 639,00	1 212 554,17	8 708 595,68	11 258 191,00	2 549 595,32	0,23	19 299 639,00
Inventory consumed		208 719 680,37	134 146 561,00	134 146 561,00	9 991 772,40	133 132 470,44	78 252 223,00	54 880 247,44	0,70	133 132 470,44
Depreciation and amortisation		149 163 646,95	98 946 800,00	98 946 800,00	-	-	57 718 969,00	57 718 969,00	1,00	98 946 800,00
Interest		26 459 696,80	115 320,00	115 320,00	-	-	67 270,00	67 270,00	1,00	115 320,00
Contracted services		477 589 198,72	415 916 479,00	416 934 917,00	25 261 540,49	286 190 643,46	242 875 080,25	43 315 563,21	0,18	286 190 643,46
Transfers and subsidies		3 176 182,00	20 000 000,00	20 000 000,00	-	12 335 668,50	11 666 669,00	668 999,50	0,06	12 335 668,50
Irrecoverable debts written off		99 298 033,77	5 742 000,00	5 742 000,00	-	-	3 349 500,00	3 349 500,00	1,00	5 742 000,00
Operational costs		238 819 222,19	251 684 820,00	250 666 382,00	17 734 245,90	129 960 669,89	146 559 440,75	16 598 770,86	0,11	250 666 382,00
Losses on Disposal of Assets		9 046 524,60	-	-	-	-	-	-	-	-
<b>Total Expenditure</b>		<b>1 658 759 597,85</b>	<b>1 413 870 547,00</b>	<b>1 413 870 547,00</b>	<b>90 279 637,61</b>	<b>823 495 851,95</b>	<b>824 759 089,00</b>	<b>1 263 237,05</b>	<b>0,00</b>	<b>1 274 447 851,40</b>
<b>Surplus/ (Deficit) for the year</b>		<b>228 334 923,87</b>	<b>454 330 601,00</b>	<b>454 330 601,00</b>	<b>- 22 740 042,76</b>	<b>520 058 436,03</b>	<b>265 024 816,00</b>	<b>255 033 620,03</b>	<b>0,96</b>	<b>174 536 852,00</b>

MFMA Section 71 financial reporting – January 2025/2026 financial year

**DC47 Sekhukhune - Table C6 Monthly Budget Statement - Financial Position - M07 January**

Description	Ref	2024/25	Budget Year 2025/26			
		Audited Outcome	Original Budget	Adjusted Budget	YearTD actual	Full Year Forecast
<b>R thousands</b>	1,00					
<b>ASSETS</b>						
<b>Current assets</b>						
Cash and cash equivalents		391 481 179,95	623 379 871,00	623 379 871,00	461 873 200,41	623 379 871,00
Trade and other receivables from exchange transactions		20 168 024,39	300 991 465,00	300 991 465,00	75 002 298,32	300 991 465,00
Receivables from non-exchange transactions		26 378 486,15	-	-	28 874 960,29	28 874 960,29
Inventory		35 774 898,64	253 541 645,00	253 541 645,00	12 004 481,82	253 541 645,00
VAT		171 331 267,96	56 273 366,00	56 273 366,00	287 619 757,21	287 619 757,21
Other current assets		19 159 509,84	81 982 217,00	81 982 217,00	19 145 487,08	81 982 217,00
<b>Total current assets</b>		<b>664 293 366,93</b>	<b>1 316 168 564,00</b>	<b>1 316 168 564,00</b>	<b>884 520 185,13</b>	<b>1 576 389 915,50</b>
<b>Non current assets</b>						
Property, plant and equipment		5 589 872 166,49	5 661 545 219,00	5 661 545 219,00	5 884 121 958,06	5 884 121 958,06
Heritage assets		746 801,50	-	-	746 801,50	746 801,50
Intangible assets		3 000 000,00	50 000,00	50 000,00	3 000 000,00	3 000 000,00
<b>Total non current assets</b>		<b>5 593 618 968,46</b>	<b>5 661 595 219,00</b>	<b>5 661 595 219,00</b>	<b>5 887 868 760,03</b>	<b>5 887 868 760,03</b>
<b>TOTAL ASSETS</b>		<b>6 257 912 335,39</b>	<b>6 977 763 783,00</b>	<b>6 977 763 783,00</b>	<b>6 772 388 945,16</b>	<b>7 464 258 675,53</b>
<b>LIABILITIES</b>						
<b>Current liabilities</b>						
Consumer deposits		5 920 219,04	4 923 085,00	4 923 085,00	6 250 923,71	4 923 085,00
Trade and other payables from exchange transactions		818 528 565,98	388 440 538,00	388 440 538,00	791 936 562,22	388 440 538,00
Trade and other payables from non-exchange transactions		9 173 647,06	106 000 000,00	106 000 000,00	25 725 169,57	106 000 000,00
Provision		17 529 091,69	-	-	16 312 305,51	-
VAT		106 927 288,29	-	-	116 186 323,85	-
Other current liabilities		-	-	-	-	-
<b>Total current liabilities</b>		<b>958 078 812,06</b>	<b>499 363 623,00</b>	<b>499 363 623,00</b>	<b>956 411 284,86</b>	<b>499 363 623,00</b>
<b>Non current liabilities</b>						
Financial liabilities		218 683,59	-	-	218 683,59	-
Provision		32 301 473,50	52 278 291,00	52 278 291,00	28 359 613,75	52 278 291,00
<b>Total non current liabilities</b>		<b>32 520 157,09</b>	<b>52 278 291,00</b>	<b>52 278 291,00</b>	<b>28 578 297,34</b>	<b>52 278 291,00</b>
<b>TOTAL LIABILITIES</b>		<b>990 598 969,15</b>	<b>551 641 914,00</b>	<b>551 641 914,00</b>	<b>984 989 582,20</b>	<b>551 641 914,00</b>
<b>NET ASSETS</b>	2,00	<b>5 267 313 366,24</b>	<b>6 426 121 869,00</b>	<b>6 426 121 869,00</b>	<b>5 787 399 362,96</b>	<b>6 912 616 761,53</b>
<b>COMMUNITY WEALTH/EQUITY</b>						
Accumulated surplus/(deficit)		5 524 320 343,70	5 971 791 268,00	5 971 791 268,00	5 799 399 487,36	5 971 791 268,00
<b>TOTAL COMMUNITY WEALTH/EQUITY</b>	2,00	<b>5 524 320 343,70</b>	<b>5 971 791 268,00</b>	<b>5 971 791 268,00</b>	<b>5 799 399 487,36</b>	<b>5 971 791 268,00</b>

MFMA Section 71 financial reporting – January 2025/2026 financial year

**DC47 Sekhukhune - Table C7 Monthly Budget Statement - Cash Flow - M07 January**

Description	Ref	2024/25	Budget Year 2025/26							
		Audited Outcome	Original Budget	Adjusted Budget	Monthly actual	YearTD actual	YearTD budget	YTD variance	YTD variance %	Full Year Forecast
<b>R thousands</b>	1,00									
<b>CASH FLOW FROM OPERATING ACTIVITIES</b>										
<b>Receipts</b>										
Service charges		61 080 077,13	71 427 437,00	71 427 437,00	3 262 847,15	33 031 152,82	41 666 004,94	8 634 852,12	0,21	71 427 437,00
Other revenue		491 604 446,78	95 144 806,00	95 144 806,00	174 170 779,03	1 900 795 275,41	55 501 136,81	1 845 294 138,60	33,25	1 900 795 275,41
Transfers and Subsidies - Operational		1 152 420 000,00	1 246 860 100,00	1 246 860 100,00	-	906 480 000,00	727 335 058,31	179 144 941,69	0,25	906 480 000,00
Transfers and Subsidies - Capital		423 228 000,00	407 330 900,00	407 330 900,00	-	329 476 000,00	237 609 691,62	91 866 308,38	0,39	329 476 000,00
Interest		53 676 318,70	58 464 000,00	58 464 000,00	3 140 848,58	20 377 646,26	34 104 000,00	13 726 353,74	0,40	58 464 000,00
<b>Payments</b>										
Suppliers and employees		- 1 741 502 535,27	- 1 176 835 323,00	- 1 176 835 323,00	- 92 067 421,48	- 1 163 168 653,45	- 686 487 271,82	476 681 381,63	0,69	- 1 176 835 323,00
<b>NET CASH FROM/(USED) OPERATING ACTIVITIES</b>		<b>440 506 307,34</b>	<b>702 391 920,00</b>	<b>702 391 920,00</b>	<b>88 507 053,28</b>	<b>2 026 991 421,04</b>	<b>409 728 619,86</b>	<b>- 1 617 262 801,18</b>	<b>- 3,95</b>	<b>2 089 807 389,41</b>
<b>CASH FLOWS FROM INVESTING ACTIVITIES</b>										
<b>Receipts</b>										
Proceeds on disposal of PPE		131 486,50	704 700,00	704 700,00	-	-	411 075,00	411 075,00	1,00	704 700,00
<b>Payments</b>										
Capital assets		- 704 492 311,77	- 453 099 537,00	- 453 099 537,00	- 49 633 566,25	- 294 249 791,57	- 264 308 063,25	29 941 728,32	0,11	- 453 099 537,00
<b>NET CASH FROM/(USED) INVESTING ACTIVITIES</b>		<b>- 704 360 825,27</b>	<b>- 452 394 837,00</b>	<b>- 452 394 837,00</b>	<b>- 49 633 566,25</b>	<b>- 294 249 791,57</b>	<b>- 263 896 988,25</b>	<b>30 352 803,32</b>	<b>- 0,12</b>	<b>- 452 394 837,00</b>
<b>NET INCREASE/ (DECREASE) IN CASH HELD</b>		<b>- 263 860 239,15</b>	<b>249 997 083,00</b>	<b>249 997 083,00</b>	<b>38 873 487,03</b>	<b>1 732 741 629,47</b>	<b>145 831 631,61</b>			<b>1 637 412 552,41</b>
Cash/cash equivalents at beginning:		552 766 149,13	442 034 283,00	442 034 283,00	2 085 349 322,39	391 481 179,95	442 034 283,00			391 481 179,95
Cash/cash equivalents at month/year end:		288 905 909,98	692 031 366,00	692 031 366,00	2 124 222 809,42	2 124 222 809,42	587 865 914,61			2 028 893 732,36

**D. Primary Bank Balances**

Name of institution	Cash in the bank on 31 <sup>st</sup> January 2026
Standard Bank	R 14 656 450,93

	<b>R</b>
Bank statement balance (closing balance per B/S before adjusting to C/B)	14 656 450,93
Reconciling items:	
uncashed cheques	-
uncashed ACBs	- 921 918,95
Undeposited receipts	405 338,82
Partially undeposited receipt	203 665,03
Miscellaneous charge	423 227,44
unreconciled on statement Deposit	- 9 436 508,00
Partially unreconciled on statement ACBs	
unreconciled on statement transfers	
Adjusted statement C/F	<b><u>5 330 255,27</u></b>
cashbook account B/F	- 55 714 733,32
reconciled bank Charges	61 041 249,26
cashbook account C/F	<b>5 326 515,94</b>
In Cashbook not GL -Already reconciled ACBs	
In Cashbook Not GL - Already reconciled Cheques	
In cashbbook not GL -ACBs	
In Cashbook Not GL - CANCELED ACBs	
In GL Not Cashbook -ACBs	
In Cashbook Not GL - Deleted ACBs	
adjusted cashbook Account C/F	<b>5 326 515,94</b>
<b>Difference</b>	<b>3 739,33</b>



MFMA Section 71 financial reporting – January 2025/2026 financial year

DC47 Sekhukhune - Supporting Table SC5 Monthly Budget Statement - investment portfolio - M07 January												
Investments by maturity Name of institution & investment ID	Ref	Period of Investment	Type of Investment	Capital Guarantee (Yes/ No)	Variable or Fixed interest rate	Interest Rate <sup>3</sup>	Expiry date of investment	Opening balance	Interest to be realised	Partial / Premature Withdrawal (4)	Investment Top Up	Closing Balance
R thousands		Yrs/Months										
<b>Municipality</b>												
FNB		6 Months	Short Term	No	Fixed	6.85	Call Account	203 599 379,09	1 188 992,82	-	23 991 805,88	228 780 177,79
STANDARD BANK		Call Account	Short Term	No	Fixed	8.25	Call Account	300 995 495,51	1 652 928,97	- 120 000 000,00	-	182 648 424,48
NEDBANK		Call Account	Short Term	No	Fixed	6.7	Call Account	1 096 038,62	6 236,89	-	-	1 102 275,51
ABSA		Call Account	Short Term	No	Fixed	7.65	Call Account	43 747 271,68	267 517,56	-	-	44 014 789,24
												-
<b>TOTAL INVESTMENTS AND INTEREST</b>	2,00							505 690 913,22	2 848 158,68	- 120 000 000,00	23 991 805,88	456 545 667,02

**I. EXPENDITURE MANAGEMENT**

Hereunder is an analysis of creditor’s payments for the month of January 2026, the quantity of the invoices, their percentage and the total amount in rand value, the creditors’ age analysis report and third-party payments.

*Table 13: SDM Total Payment Summary and Overall performance of paid and unpaid invoices in quantity - January 2026*

<b>Month: JANUARY 2025</b>	<b>Total Number of valid and complete invoices Received</b>	<b>Total Number of paid invoices</b>	<b>Variance</b>
<b>Number of Invoices</b>	<b>142</b>	<b>142</b>	<b>0</b>
<b>Percentage</b>	<b>100%</b>	<b>100%</b>	<b>0%</b>

The above table shows that invoices 142 received for the month of January 2026 were valid and complete invoices and were paid within 30 days.

*Table 14: Overall Summary of paid invoices in rand value- January 2026*

<b>Months</b>	<b>Rand value of amount paid</b>	<b>No. of items paid</b>
<b>JANUARY</b>	<b>R</b>	
<b>Invoices 267</b>		
<b>Value of R 141 165 125,40</b>	<b>R74 714 355,35</b>	<b>142</b>
<b>100%</b>	<b>53%</b>	<b>53%</b>

*Table 15: Invoices Paid within 30 days.*

<b>Month: JANUARY 2026</b>	<b>Total Number of valid and complete invoices Received</b>	<b>Total Number of valid and complete invoices paid within 30 days</b>
<b>Invoices received</b>	<b>267</b>	<b>142</b>
<b>Percentage</b>	<b>100%</b>	<b>53%</b>

Refer to attached **ANNEXURE A** for a list of invoices paid within 30 days in the month of January 2026.



Invoices paid within  
30 days as of 31st Jan

*Table 16: Unpaid invoices*

<b>Month: JANUARY 2026</b>	<b>Total number of invoices Received</b>	<b>Total Number of invalid and Incomplete invoices</b>
<b>Overall Invoices received</b>	<b>267</b>	<b>125</b>
<b>Percentage</b>	<b>100%</b>	<b>47%</b>

A total number of invalid, and incomplete invoices were (125) and as such, were not paid for reasons such as requests for payment not yet signed, GRN's not generated, and invoices related queries. Refer to a list of such invoices below and the reasons thereof:

**SEE THE ATTACHED ANNEXURE B**

**INVOICE TRACKER REPORT: OUTSTANDING INVOICES AS AT 31<sup>st</sup> January 2026**



outstanding invoices  
as of 31st January 20:

<b>TOTAL VALUE OF INVOICES RECEIVED</b>	<b>TOTAL VALUE OF INVALID AND INCOMPLETE INVOICES THAT WERE NOT PAID</b>
<b>Invoices: 267</b>	<b>Invoices: 125</b>
<b>Value of R 141 165 125,40</b>	<b>Value of R 66 450 770,05</b>
<b>100%</b>	<b>47%</b>

*Table 17: Number of Purchase Order Payment v/s Sundry Payment/ Third parties and Projects (January 2026)*

<b>Payment Method</b>	<b>Value</b>	<b>Number</b>
Purchase Orders	44 403 579,21	115
Sundry Purchases	316 305,00	13
Projects	29 994 471,14	14
Third Parties	8 845 788.66	23
<b>Total</b>	<b>R 83 560 144,01</b>	<b>165</b>

MFMA Section 71 financial reporting – January 2025/2026 financial year

CREDITORS AGE ANALYSIS REPORT DATED 31<sup>st</sup> January 2026

CRR07002  
HR191

\*\* SEKHUKHUNE SCOA PRODUCTION \*\*

02 February 2026 Page 11:43:04  
7

Creditor Age Analysis for Selected Date

Company Type: A From Supplier No: Company.....: Analyse As At Date: 20260131 Start Period: 202507 End Period: 202601  
Report Type.: D To Supplier No.: Report Sequence: T File Name.....: cred\_age.txt Year End:  
Detail Work File.: hr191Ben.txt File Y/N.....: Y HDR: Y  
Orders.....: X GRN's>Returns....: X Invoices.....: X Debit/Credit Notes: X Payment Vouchers: X Location Code:

Deliveries

Supplier No and Name	Current	30 Days	60 Days	90 Days+	Total
00043462					
ANA004 ANAKA GROUP PTY LTD	361437.26	0.00	0.00	0.00	361437.26
00043353 00043400 00043443					
ASH001 ASHCOR TRAVELS PTY LTD	70082.81	0.00	0.00	0.00	70082.81
00043452					
BOKA01 BOKANG DYNAMIQUE CONSULTANT	10770.00	0.00	0.00	0.00	10770.00
00043424					
KJM004 KJ MALOA HOLDINGS PT LTD	29760.00	0.00	0.00	0.00	29760.00
00043381 00043432					
LEF007 LEFA LA BOKANGTHATO (2021/859216/07)	9637.00	0.00	0.00	0.00	9637.00
00043402					
LEG008 LEGOBLE GROUP PTY LTD (2020/542293/07)	80900.00	0.00	0.00	0.00	80900.00
00043242					
MAN010 MANAGED INTEGRITY EVALUATION (PTY) LTD	0.00	13016.53	0.00	0.00	13016.53
00043450					
MAS011 MASA M PROJECTS PTY LTD	66240.00	0.00	0.00	0.00	66240.00
00043491 00043492					
MAT050 MATUPUNUKA ICT PTY LTD	1829453.11	0.00	0.00	0.00	1829453.11
00043493					
MIN001 MINATLOU TRADING 450 CC (2010/138534/23)	431947.57	0.00	0.00	0.00	431947.57
00043384					
OMF001 CIGFARO	18296.00	0.00	0.00	0.00	18296.00
00043454					
SFMD SFMD PROPERTIES (2017/303092/07)	14624.00	0.00	0.00	0.00	14624.00

CRR07002  
HR191

\*\* SEKHUKHUNE SCOA PRODUCTION \*\*

02 February 2026 Page 11:43:04  
8

Creditor Age Analysis for Selected Date

Company Type: A From Supplier No: Company.....: Analyse As At Date: 20260131 Start Period: 202507 End Period: 202601  
Report Type.: D To Supplier No.: Report Sequence: T File Name.....: cred\_age.txt Year End:  
Detail Work File.: hr191Ben.txt File Y/N.....: Y HDR: Y  
Orders.....: X GRN's>Returns....: X Invoices.....: X Debit/Credit Notes: X Payment Vouchers: X Location Code:

Deliveries

Supplier No and Name	Current	30 Days	60 Days	90 Days+	Total	
00043453						
STA007 STATE INFORMATION TECHNOLOGY AGENCY PTYLTD	8220.20	0.00	0.00	0.00	8220.20	
Total Deliveries	Count: 17	2931367.95	13016.53	0.00	0.00	2944384.48

MFMA Section 71 financial reporting – January 2025/2026 financial year

**BULK PURCHASES AGE ANALYSIS AS AT 31<sup>st</sup> January 2026**

**BULK WATER AGE ANALYSIS REPORT DATED 31 JANUARY 2026**

Count	Supplier Name	PRIOR- YEAR INVOICES AGEING				CURRENT YEAR INVOICES (2025/26) AGEING						Closing Bal
		OPENING	PAYMENT	ADJ/INT	BAL	Current	30 Days	60 Days	90 Days+	ADJ/INT	Total	
<b>BULK WATER CONSUMPTION</b>												
1	NMS LEPELLE NORTHERN WATER	319 016 387,32	- 80 704 933,92	-	<b>238 311 453,40</b>	13 704 142,71	4 510 372,38	5 155 070,10	-	10 178 327,98	<b>33 547 913,17</b>	<b>271 859 366,57</b>
2	WATER & SANITATION DEPARTMENT	34 632 512,93	- 3 029 985,69	-	<b>31 602 527,24</b>	152 563,29	-	-	10 944,81	-	<b>163 508,10</b>	<b>31 766 035,34</b>
3	NJ VAN DER WAL	152 669,28	- 152 669,28	-	-	210 660,48	-	174 867,12	-	-	<b>385 527,60</b>	<b>385 527,60</b>
4	WINTERBACH ATTORNEYS (MADELEEN)	352 515,58	- 352 515,58	-	-	-	-	-	-	-	-	-
5	DR JS MOROKA LOCAL MUNICIPALITY	417 828 936,68	-	-	<b>417 828 936,68</b>	-	-	11 550 016,63	3 441 769,42	15 758 489,27	<b>30 750 275,32</b>	<b>448 579 212,00</b>
	<b>TOTAL BULK WATER CONSUMPTION</b>	<b>771 983 021,79</b>	<b>- 84 240 104,47</b>	<b>-</b>	<b>687 742 917,32</b>	<b>14 067 366,48</b>	<b>4 510 372,38</b>	<b>16 879 953,85</b>	<b>3 452 714,23</b>	<b>25 936 817,25</b>	<b>64 847 224,19</b>	<b>752 590 141,51</b>
<b>OPERATIONS &amp; MAINTENANCE</b>												
6	NMS LEPELLE NORTHERN WATER (O&M)	72 400 228,99	-	-	<b>72 400 228,99</b>	1 772 402,87	1 745 711,52	1 549 591,74	1 424 606,93	-	<b>6 492 313,06</b>	<b>78 892 542,05</b>
	<b>TOTAL OPERATIONS &amp; MAINTENANCE</b>	<b>72 400 228,99</b>	<b>-</b>	<b>-</b>	<b>72 400 228,99</b>	<b>1 772 402,87</b>	<b>1 745 711,52</b>	<b>1 549 591,74</b>	<b>1 424 606,93</b>	<b>-</b>	<b>6 492 313,06</b>	<b>78 892 542,05</b>
<b>TANKERING</b>												
7	NGOATO LE NAREADI	7 648 151,27	- 7 648 151,27	-	-	2 760 626,75	-	-	-	-	<b>2 760 626,75</b>	<b>2 760 626,75</b>
8	KGWADI YA MADIBA GEN TRD & PRO 11	1 489 908,64	- 1 489 908,64	-	-	-	-	-	-	-	-	-
9	NKOTO CATERING & PROJECTS	4 828 476,25	- 4 828 476,25	-	-	1 998 901,00	-	-	-	-	<b>1 998 901,00</b>	<b>1 998 901,00</b>
		<b>13 966 536,16</b>	<b>- 13 966 536,16</b>	<b>-</b>	<b>-</b>	<b>4 759 527,75</b>	<b>-</b>	<b>-</b>	<b>-</b>	<b>-</b>	<b>4 759 527,75</b>	<b>4 759 527,75</b>
	<b>TOTAL BULK WATER REPORT AS AT 31 JAN'26</b>	<b>858 349 786,94</b>	<b>- 98 206 640,63</b>	<b>-</b>	<b>760 143 146,31</b>	<b>20 599 297,10</b>	<b>6 256 083,90</b>	<b>18 429 545,59</b>	<b>4 877 321,16</b>	<b>25 936 817,25</b>	<b>76 099 065,00</b>	<b>836 242 211,31</b>

**II. REVENUE MANAGEMENT**

**EXPLANATION OF REVENUE PROJECTION: SEE THE ABOVE TABLE:**

**METER READING STATUS REPORT**

*Table B: Meter reading status report*

**METER READING STATUS REPORT: THE REASONS OF VARIANCES:**

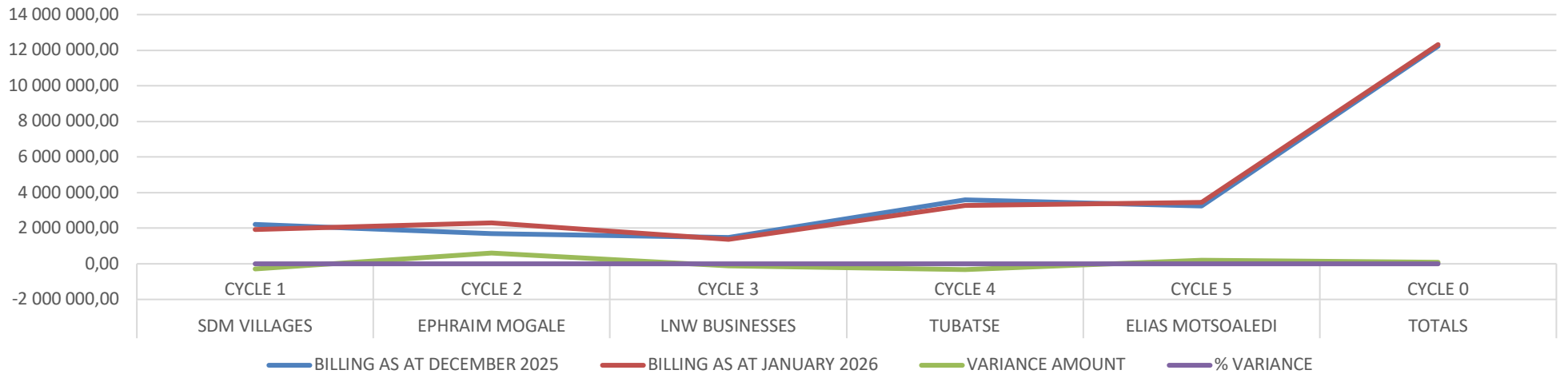
Cycle	Meter Book			Meters read			% Read		Meters Not Accessed	
	25-Nov	25-Dec	25-Jan	25-Nov	25-Dec	25-Jan	Obtained Readings JANUARY-26	% Read JANUARY 2026	Qty	%
<b>1</b>	86	86	86	40	40	35	35	40,70%	51	59,30%
<b>2</b>	1244	1244	1218	1154	1154	1122	1122	92,12%	96	7,88%
<b>3</b>	1492	1492	1492	753	753	770	770	51,61%	722	48,39%
<b>4</b>	4246	4246	4178	2937	2937	2954	2954	70,70%	1224	29,30%
<b>5</b>	2996	2996	2802	2332	2332	2252	2252	80,37%	550	19,63%
<b>Total</b>	<b>10064</b>	<b>10064</b>	<b>9776</b>	<b>7216</b>	<b>7216</b>	<b>7133</b>	<b>7133</b>	<b>72,96%</b>	<b>2643</b>	<b>27,04%</b>

Description	Explanation of report	Challenges	Remedial action
Meter reading report for period of January 2026	7 133 meters were read for the month of January 2026 and 7 216 in December 2025. There was no change in all cycles for meters read.	<ul style="list-style-type: none"> <li>Lack of water/ shortages In the Areas</li> <li>Lack of material to replace /repair faulty meters</li> <li>Meters are stolen in various areas</li> </ul>	<ul style="list-style-type: none"> <li>Increase water capacity provision to some areas</li> <li>Fast track the procurement of spares</li> <li>Replace the Copper meters with plastic meters</li> </ul>

**VARIANCES FOR BILLING**

TOWN/ MUNICIPALITY	CYCLE	BILLING AS AT DECEMBER 2025	BILLING AS AT JANUARY 2026	VARIANCE AMOUNT	% VARIANCE
SDM VILLAGES	CYCLE 1	2 211 116,11	1 928 319,60	-282 796,51	-13%
EPHRAIM MOGALE	CYCLE 2	1 696 563,87	2 301 622,35	605 058,48	36%
LNW BUSINESSES	CYCLE 3	1 479 764,58	1 373 265,52	-106 499,06	-7%
TUBATSE	CYCLE 4	3 597 017,03	3 272 340,36	-324 676,67	-9%
ELIAS MOTSOALEDI	CYCLE 5	3 242 393,24	3 440 044,35	197 651,11	6%
<b>TOTALS</b>	<b>CYCLE 0</b>	<b>12 226 854,83</b>	<b>12 315 592,18</b>	<b>88 737,35</b>	<b>1%</b>

BILLING CHART FOR JANUARY 2026



MFMA Section 71 financial reporting – January 2025/2026 financial year

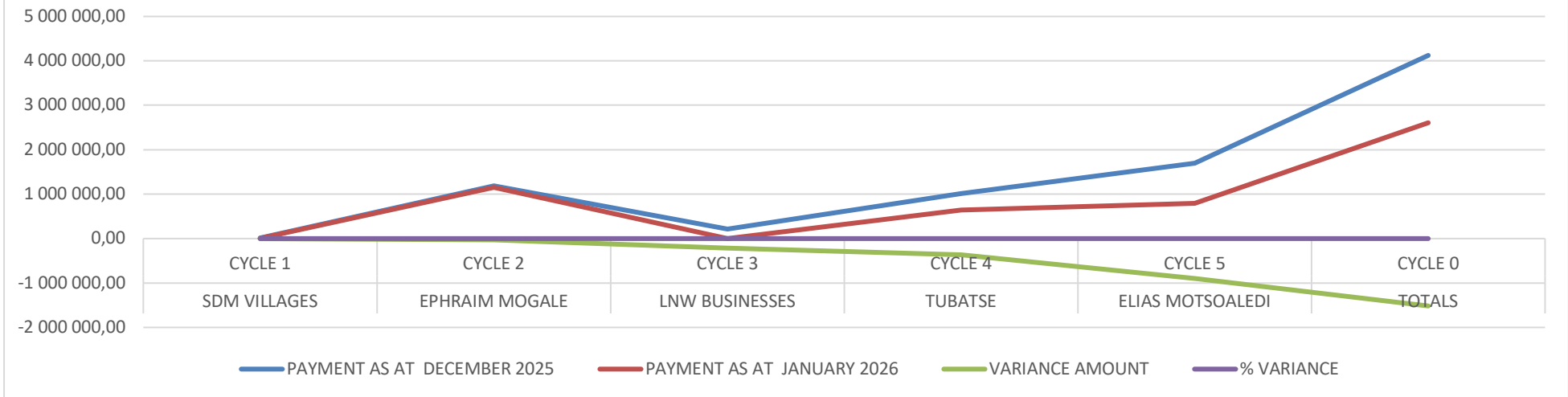
Description	Explanation of report	Challenges	Remedial action
Billing report for period of January 2026	Billing overall has increased by R88 737.35 from R12 226 854 in December 2025 to R12 315 592 in January 2026. There is a decrease in billing in cycle 1,3 and 4.	<ul style="list-style-type: none"> <li>• Billing of average where meters could not be read</li> <li>• Faulty and stolen meters</li> <li>• residents in some areas are refusing meter readers to take the readings</li> </ul>	<ul style="list-style-type: none"> <li>• Fast track taking of actual readings in accessible areas</li> <li>• Replace coper meters with plastic meters</li> <li>• Political intervention required</li> </ul>

**RECEIPTS REPORT**

**THE REASONS FOR VARIANCES**

TOWN/ MUNICIPALITY	CYCLE	PAYMENT AS AT DECEMBER 2025	PAYMENT AS AT JANUARY 2026	VARIANCE AMOUNT	% VARIANCE
SDM VILLAGES	CYCLE 1	13 028,03	10 074,43	-2 953,60	-22,67%
EPHRAIM MOGALE	CYCLE 2	1 185 040,22	1 156 419,00	-28 621,22	-2,42%
LNW BUSINESSES	CYCLE 3	217 228,58	0,00	-217 228,58	-100,00%
TUBATSE	CYCLE 4	1 009 703,78	642 037,96	-367 665,82	-36,41%
ELIAS MOTSOALEDI	CYCLE 5	1 698 604,66	798 442,73	-900 161,93	-52,99%
<b>TOTALS</b>		<b>4 123 605,27</b>	<b>2 606 974,12</b>	<b>-1 516 631,15</b>	<b>-36,78%</b>

COLLECTIONS CHART FOR JANUARY 2026

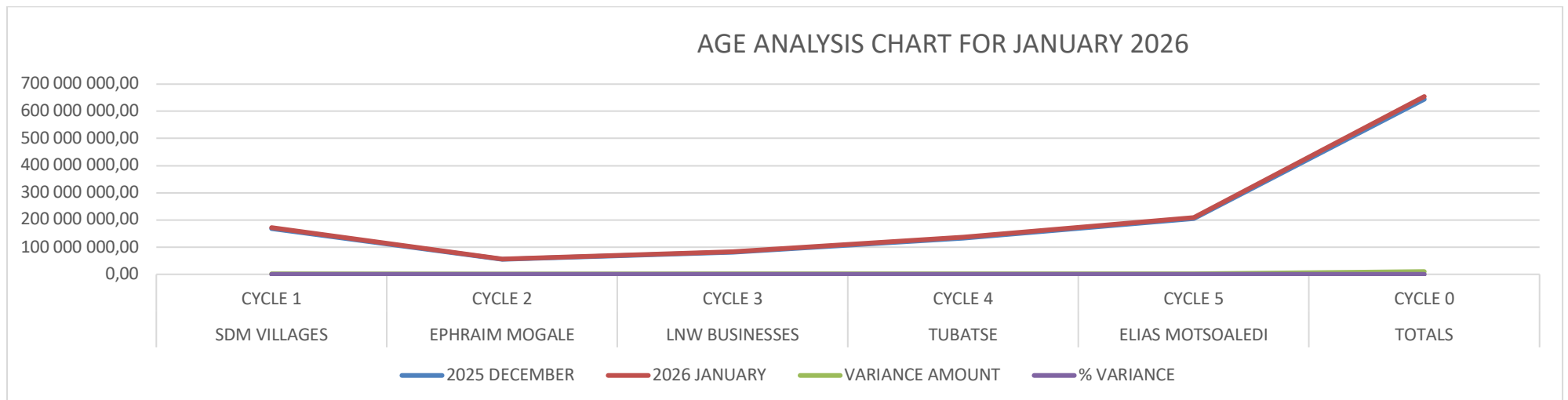


Description	Explanation of report	Challenges	Remedial action
Receipts report for period of January 2026	Receipts have decreased by R2 606 974.12 from R4 123 605 in December 2025 to R2 606 974.12 in January 2026. All cycles showed a drop in collection.	<ul style="list-style-type: none"> <li>• Culture of non-payment in most arears</li> <li>• Lack of internal capacity to effect the disconnections</li> <li>• Uncleansed Customer data</li> </ul>	<ul style="list-style-type: none"> <li>• Outreach consultations with customers, and convenient payment methods</li> <li>• scope of appointed provider for meter reading includes disconnections and reconnections</li> <li>• Perform data cleansing</li> </ul>

**AGE ANALYSIS VARIANCES**

**THE REASONS FOR VARIANCES**

TOWN/ MUNICIPALITY	CYCLES	2025 DECEMBER	2026 JANUARY	VARIANCE AMOUNT	% VARIANCE
SDM VILLAGES	CYCLE 1	168 912 154,14	171 223 366,05	2 311 211,91	1,37%
EPHRAIM MOGALE	CYCLE 2	55 173 737,30	56 185 521,93	1 011 784,63	1,83%
LNW BUSINESSES	CYCLE 3	80 904 979,78	82 280 290,93	1 375 311,15	1,70%
TUBATSE	CYCLE 4	133 357 052,89	135 993 099,20	2 636 046,31	1,98%
ELIAS MOTSOLEDI	CYCLE 5	205 959 396,24	208 648 171,13	2 688 774,89	1,31%
<b>TOTALS</b>		<b>644 307 320,35</b>	<b>654 330 449,24</b>	<b>10 023 128,89</b>	<b>1,56%</b>



Description	Explanation of report	Challenges	Remedial action
Age analysis report for end of January 2026	The ageing report has increased by R10 023 126 due adjustments and billing of the month.	<ul style="list-style-type: none"> <li>• Culture of non-payments in the village</li> <li>• Lack of internal Capacity to do restrictions/disconnections</li> </ul>	Outreach consultation with customers The scope of meter readers to do disconnections

**MATTERS OF INTEREST AS AT END JANUARY 2026**

**OTHER MATTERS RELATING TO STRENGTHENING OF REVENUE COLLECTION PROCESSES**

- **SITA** 8 741 email statements were issued in January 2026, 5 425 SMSs were sent out in January 2026.
- Africa Meter reading have been reading and doing maintenance since January 2024.
- There are fourteen areas that were identified and will be billed at flat rate as soon as data collections is in Progress.
- There are two of the fourteen areas (Mapodile and Elansdooring) remaining for Stakeholders consultation.  
  
and dates are to be rescheduled consultation with MMC IWS and MMC BTO
- As at end of January 2026 debtors were 70 996.

III. Supply Chain Management

A. Deviation Register as at 31<sup>st</sup> January 2026

Deviation Register as at 31 August 2025							
Financial Year / Period of Incident	Description ( What was paid for)	Contractor / Service provider	Contract number	Invoice date	Invoice number	Amount	Payment batch number
Regulation 36 (1) (a) (i) A supply chain management policy may allow the accounting							
						-	
						-	
						-	
Regulation 36 (1) (a) (b) (ii) A supply chain management policy may allow the accounting							
						-	
						-	
						-	
Regulation 36 (1) (a) (v) A supply chain management policy may allow the accounting							
2025/2026	Insurance Excess	Supreme Auto Body		20260119	9315	R5 000	55037219
2025/2026	Provision for physical security personnel	Tubatse Security Services		20260108	TSS 227	R50 748	55037210
						<b>R55 748</b>	

Deviations for the month ended 31<sup>st</sup> January 2026 = R55 748,00

**F. Unauthorized, Irregular, Fruitless and Wasteful Expenditure**

**Irregular Expenditure for the Month of January 2026 = R534 690,92**

Name of Municipality: SEKHUKHUNE DISTRICT MUNICIPALITY								
No	Transaction details					Person Liable (Official or Political Office Bearer)	Type of Prohibited Expenditure	Status
	Date of Payment	Payment Number	Amount	Description of Incident	UI			
1	20260108	55037208	R 172 922,40	NJ Van Der Wal (Supply of water)	IWS	Irregular Expenditure	X	
2	20260121	55037237	R 361 768,52	Winterbach Familie Trust(Supply of water)	IWS	Irregular Expenditure	X	
			534 690,92					

**Unauthorized Expenditure for the month of January 2026 = R0,00**

Unauthorised Exepnditure listing as at 31 January 2026							
Financial Year/Period of Incident	Invoice number	Amount	Date of Discovery	Date reported to Accouting officer	Date of payment	Payment number	UP
None	None	-	None	None	None	None	
<b>TOTAL AMOUNT</b>		<b>-</b>					

**Fruitless and wasteful Expenditure for the month of January 2026 = R0,00**

Name of Municipality: SEKHUKHUNE DISTRICT MUNICIPALITY								
No	Transaction details					Person Liable (Official or Political Office Bearer)	Type of Prohibited Expenditure	Status
	Date of Payment	Payment Number	Amount	Description of Incident	UI			
1					CPS	Fruitless & Wasteful Expenditure	X	
<b>TOTAL AMOUNT</b>		<b>R -</b>						

**B. The Competitive Bidding Processes**

The municipality processed 37 requisitions of goods and services through the competitive bidding processes as at the month of January 2026. There are 06 bid processes that are still in the in progress, 5 on advert and 7 have been referred for re-advert. 19 tenders have been awarded as at 31<sup>st</sup> January 2026.

Bids Specifications					
No.	Bid No.	Description of Service	Specifications Date	Advertisement Date	Closing Date of Advert
1	SK8/3/1-18/2025/2026	Appointment of a panel for gardening,debushing,and maintainance of Municipal facilities for Sekhukhune District Municipality for period of three years	01/12/2025	08/12/2025	04/02/2026
2	SK8/3/1-25/2025/2026	Physical Security Services for Cluster 4: Makhuduthamaga Local Muni for 3 years	15/01/2026	19/01/2026	26/02/2026
3	SK8/3/1-24/2025/2026	Physical Security Services for Cluster 3: Groblersdal Town Local Muni for 3 years	15/01/2026	19/01/2026	26/02/2026
4	SK8/3/1-23/2025/2026	Physical Security Services for Cluster 2: Elias Motsoaledi/Ephraim Mogale Local for 3 year	15/01/2026	19/01/2026	26/02/2026
5	SK8/3/1-22/2025/2026	Physical Security Services for Cluster 1: Fetakgomo/Tubatse Local for 3 years	15/01/2026	19/01/2026	26/02/2026
Bids Evaluation					
No.	No.	Description of Service	Evaluation received	Date Received	Date Completed
1	SK8/3/1-17/2025/2026	Laptop and Bags, Desktops and Projector (once-off)	21/01/2026	21/01/2026	In-progress
3	SK8/3/1-19/2025/2026	Sucking, Emptying and Cleaning Of 400 VIP toilets units for Matlerekeng RDP	15/01/2026	15/01/2026	In-progress
4	SK8/3/1-20/2025/2026	Sucking, Emptying and Cleaning Of 599 VIP toilets units for Mafisheng of Ephraim Mogale	15/01/2026	15/01/2026	In-progress
5	SK8/3/1-21/2025/2026	Sucking, Emptying and Cleaning Of 1075 VIP toilets units for Walter Sisulu RDP(ward 09)	15/01/2026	15/01/2026	In-progress
1	SK8/3/1-03/2025/2026	Establishment of a Database for Skills Development Providers for 3 Years	Yes	11/09/2025	Re-advert
2	SK8/3/1-10/2025/2026	Panel of General Building Construction for 3 Years	Yes	28/10/2025	Re-advert
6	SK8/3/1-15/2025/2026	ARCGIS Drone Devices and Its Software Licenses.	Yes	17/11/2025	Re-advert
8	SK8/3/1-47/2024/2025	Procurement of hardware computer equipment and peripheral for a period of three years.	Yes	20/06/2025	Re-advert
11	SK8/3/1-16/2025/2026	Electronic Records Management System for a Period of Three (3) Years.	Yes	02/12/2025	Re-advert

MFMA Section 71 financial reporting – January 2025/2026 financial year

Bids Adjudication					
No.	No.	Description of Service	Adjudication received	Date Received	Date Completed
2	SK8/3/1-26/2024/2025	Development of Fully Integrated Municipality Geographic System for a Three Years	Yes	23/12/2024	Re-Advert
3	SK8/3/1-11/2025/2026	Panel of Water Tenkering for 3 Years	Yes	08/12/2025	In-progress
9	SK8/3/1-48/2024/2025	Procurement of internet services and domain hosting for a period of three years.	Yes	20/09/2025	In-progress
4	SK8/3/1-46/2024/2025	Appointment of a panel for gardening,debushing,and maintainance of Municipal facilities for	Yes	05/02/2025	Re-Advert

Awarded Tenders						
No.	No.	Description of Service	Awarded received	Adjudication Date	Date Awarded	Awarded Bidder
1	SK8/3/1-01/2025/2026	Procurement of Personal Protective Equipment Bags	Yes	10/10/2025	13/10/2025	Tokollo Investment
2	SK8/3/1-05/2025/2026	Procurement of Office Equipment & Furniture	Yes	16/09/2024	29/09/2024	Tadi Enterprise T/A TE Technologies
3	SK8/3/1-09/2025/2026	Procurement of Laptops and Printers (Once-Off)	Yes	10/10/2025	13/10/2025	Collaborated Networks 48
4	SK8/3/1-49/2024/2025	Lebalelo Central Water Supply Scheme: 1A Contract A	Yes	18/08/2025	27/08/2025	Diff
5	SK8/3/1-50/2024/2025	Lebalelo Central Water Supply Scheme: 1A Contract B	Yes	18/08/2025	27/08/2025	Bothlabatsatsi
6	SK8/3/1-51/2024/2025	Lebalelo Central Water Supply Scheme: 1A Contract C	Yes	18/08/2025	27/08/2025	Blanko Investment
7	SK8/3/1-52/2024/2025	Mampuru Bulk Water Scheme: Phase 1A-Reservoirs	Yes	18/08/2025	27/08/2025	Murray and Dickson
8	SK8/3/1-53/2024/2025	Procurement of Vending System for Prepared Meters for 3 Years	Yes	16/09/2025	29/09/2025	Conlog (pty) ltd
9	SK8/3/1-54/2024/2025	Procurement of Working Tools/Equipment for 3 Years	Yes	03/10/2025	15/10/2025	Dev Dev (pty) ltd
10	SK8/3/1-55/2025/2026	Procurement of Performance Management System for 3 Years	Yes	29/10/2025	31/10/2025	Innovation Government Software
11	SK8/3/1-45/2024/2025	Lease of a New Vehicle and Full Maintanance for a Perion of Thr	Yes	18/08/2025	27/08/2025	
12	SK8/3/1-07/2025/2026	Refurbishment of Leeufontein WWTW	Yes	01/12/2025	19/12/2025	Fito and Son
13	SK8/3/1-08/2025/2026	Refurbishment of Dennilton WWTW	Yes	01/12/2025	19/12/2025	Munyatlala Shakwana
14	SK8/3/1-02/2025/2026	Panel of Travelling and Accommodation Services for 3 Years	Yes	01/12/2025	15/12/2025	1. Dirane Trading , 2. Reakgona Travel, 3. KDM Travel, 4. Ashcor Travel, 5. Masa M Travel
15	SK8/3/1-04/2025/2026	Procurement of Disaster Relief Materials for 3 Years	Yes	01/12/2025	15/12/2025	Tshwane Engineering and Hydraulic Suppliers, Unathi Catering and cleaning services, Rena Batswako Transport, whiterock 75 Investment and Holdings, Morwaswe General Trading Towing and Projects, Mashigwana Projects (PTY) LTD
16	SK8/3/1-06/2025/2026	Panel of Small Scheme Civil Contractor for 3 Years	Yes	05/12/2025	19/12/2025	Appointed Panel
17	SK8/3/1-12/2025/2026	Renewal of Antivirus Software License for 12 Months.	Yes	26/11/2025	04/12/2025	PMH Group of Companies
4	SK8/3/1-13/2025/2026	Servicing, Replacement, and Installation of Fire Extinguishers	Yes	21/01/2026	22/01/2026	Sgehlebe Projects & Services
5	SK8/3/1-14/2025/2026	GIS Equipment.	Yes	17/11/2025	22/01/2026	Segokgome Trading & Projects
3	SK8/3/1-44/2024/2025	Term contract for Auction Services for Period of Three (03) years	Yes	08/12/2025	In-progress	Appointment Stage

MFMA Section 71 financial reporting – January 2025/2026 financial year

Purchase Orders less than R 30 000

REQUEST FOR QOUTATIONS - Less Than R 30 000						
No.	Supplier Name	Description	Date Received By SCM	Order Status	OrderNo.	Order Item Amt
1	SFMD PROPERTIES (2017/303092/07)	FOR ELECTRICITY AT MATLEREKENG OFFICE FOR DECEMBER2025	20260123	Fully Recieved	1036271	R500,00
2	KEEWAVE TRADING 334	20MM ROPE	20260128	Outstanding Delivery	1036299	R1 380,00
3	NMS LEPELLE NORTHERN WATER	WATER RESERCH FUND	20260129	Fully Recieved	1036324	R1 427,17
4	KEEWAVE TRADING 334	SCOTCH CAST MX1	20260128	Outstanding Delivery	1036299	R1 449,00
5	ELIAS MOTSOALEDI MUNICIPALITY	PROPERY TAX	20260113	Fully Recieved	1036206	R1 610,59
6	ASHCOR TRAVELS PTY LTD	ACCOMMODATION FOR NGOBENI TJ AROUND BURGERSFORT	20260130	Outstanding Delivery	1036342	R2 180,40
7	TRUMINDED ENTERPRISES (2013/137692/07)	50MM PLASSON SOCKETS (COUPLING	20260108	Outstanding Delivery	1036199	R2 280,68
8	ASHCOR TRAVELS PTY LTD	ACCOMODATION FOR CHAUFFER MR SEKUBA	20260126	Outstanding Delivery	1036291	R2 318,40
9	ASHCOR TRAVELS PTY LTD	ACCOMODATION FOR SPEAKER CLLR CHEGO TO ATTEND2025 LI	20260126	Outstanding Delivery	1036291	R2 318,40
10	DIRANE TRADING (PTY) LTD (2011/129179/07)	ACCOMMODATION FOR MMC LESHABA	20260116	Outstanding Delivery	1036227	R2 318,40
11	NMS LEPELLE NORTHERN WATER	WATER RESERCH FUND	20260129	Fully Recieved	1036321	R2 332,50
12	ELIAS MOTSOALEDI MUNICIPALITY	PROPERY TAX	20260122	Fully Recieved	1036261	R2 377,32
13	KUNENE MAKOPO RISK SOLUTIONS	PAYMENT FOR REPLACEMENT DONE ON DELL LAPTOP WITHCLAI	20260107	Fully Recieved	1036168	R2 500,00
14	DIRANE TRADING (PTY) LTD (2011/129179/07)	ACCOMMODATION FOR MMC NKOSI SM	20260116	Outstanding Delivery	1036225	R2 553,00
15	DIRANE TRADING (PTY) LTD (2011/129179/07)	ACCOMMODATION FOR MMC NKOSI SM	20260116	Outstanding Delivery	1036226	R2 622,00
16	LOSKOP ALARMS	PROVISION OF SECURITY ALARM MONITORING SERVICESON SDM	20260123	Fully Recieved	1036279	R2 685,00
17	ELIAS MOTSOALEDI MUNICIPALITY	PAYMENT OF ELECTRICITY SUPPLY	20260122	Fully Recieved	1036261	R2 727,40
18	HOT STONE PRROJECTS DEVELOPMENT	TRANSPORT	20260122	Outstanding Delivery	1036267	R2 814,00
19	LOSKOP ALARMS	PROVISION OF SECURITY ALARM MONITORING SERVICES ONSDM	20260119	Fully Recieved	1036232	R3 180,00
20	HOT STONE PRROJECTS DEVELOPMENT	5L OIL	20260122	Outstanding Delivery	1036267	R3 250,00
21	EPHRAIM MOGALE LOCAL MUNICIPALITY	PAYMENT OF ELECTRICITY FOR MUNICIPALITY	20260108	Fully Recieved	1036189	R3 976,89
22	ASHCOR TRAVELS PTY LTD	ACCOMODATION FOR CHAIRPERSONS AND ADMINISTRATORSAT	20260130	Outstanding Delivery	1036354	R4 002,00
23	ASHCOR TRAVELS PTY LTD	ACCOMMODATION FOR MADIHLABA LEVI (11 TO 13NOVEMBER 2	20260108	Outstanding Delivery	1036186	R4 112,00
24	HOT STONE PRROJECTS DEVELOPMENT	TRANSPORT	20260122	Outstanding Delivery	1036266	R4 251,00
25	DIRANE TRADING (PTY) LTD (2011/129179/07)	ACCOMODATION FOR MATLALA L TO ATTEND SDF FORUMAND F	20260120	Outstanding Delivery	1036249	R4 636,80

MFMA Section 71 financial reporting – January 2025/2026 financial year

26	DIRANE TRADING (PTY) LTD (2011/129179/07)	ACCOMODATION FOR MR CHILWANE AND NKABINDE MNL	20260120	Outstanding Delivery	1036251	R4 636,80
27	NMS LEPELLE NORTHERN WATER	WATER RESERCH FUND	20260129	Fully Recieved	1036325	R4 769,41
28	SUPREME AUTOBODY BESIGHEIDSTRUST	PAYMENT FOR REPAIRS DONE ON VEHICLE LD 99 FK GPWITH CLA	20260107	Fully Recieved	1036167	R5 000,00
29	REAKGONA TRAVEL SERICES AND PROJECTS	ACCOMMODATION	20260130	Outstanding Delivery	1036344	R5 230,20
30	KEEWAVE TRADING 334	SCOTCH CAST MX2	20260128	Outstanding Delivery	1036299	R5 290,00
31	PHELADI NOKO B1 FUNERALS	LUNCH FOR SPECIAL CHAIRPERSON COMMITTE MEETING	20260122	Outstanding Delivery	1036260	R5 290,00
32	FIDELITY CASH SOLUTIONS PTY LTD	PAYMENT OF 2XWEEKLY DEPOSIT SERVICES AT FETAKGOMO	20260115	Fully Recieved	1036213	R5 870,29
33	FIDELITY CASH SOLUTIONS PTY LTD	2 X WEEKLY DEPOSIT SERVICE	20260115	Fully Recieved	1036214	R5 870,29
34	FIDELITY CASH SOLUTIONS PTY LTD	2XWEEKLY DEPOSIT SERVICE AT MARBLE HALL PAYPOINT	20260115	Fully Recieved	1036215	R5 870,29
35	FIDELITY CASH SOLUTIONS PTY LTD	2 X WEEKLY DEPOSIT SERVICE AT MARBLE HALL PAYPOINTA BAG	20260115	Fully Recieved	1036218	R5 870,29
36	FIDELITY CASH SOLUTIONS PTY LTD	2X WEEKLY DEPOSIT SERVICE AT GROBLERSDAL BAREKIPAYPOIN	20260115	Fully Recieved	1036219	R5 870,29
37	FIDELITY CASH SOLUTIONS PTY LTD	PAYMENT OF WEEKLY DEPOSIT SERVICES AT FETAKGOMOTUBATS	20260116	Fully Recieved	1036223	R5 870,29
38	ASHCOR TRAVELS PTY LTD	ACCOMODATION FOR MS MAHLANGU MG TO ATTEND EPWPR	20260123	Outstanding Delivery	1036280	R7 017,30
39	ASHCOR TRAVELS PTY LTD	ACCOMMODATION FOR MS ROBINSON DK	20260130	Outstanding Delivery	1036343	R7 038,00
40	STATE INFORMATION TECHNOLOGY AGENCY PTYLTD	LASER PRINTING SERVICES	20260123	Fully Recieved	1036273	R7 426,15
41	EPHRAIM MOGALE LOCAL MUNICIPALITY	PAYMENT OF ELECTRICITY FOR MUNICIPALITY	20260108	Fully Recieved	1036173	R7 507,35
42	MAKGONATSOHLE TRADING ENTERPRISE (2007/138668/23)	REPAIRS AND MAINTETNANCE ON VEHICLE BRN 3822LREPLACE	20260107	Fully Recieved	1036161	R7 748,13
43	REAKGONA TRAVEL SERICES AND PROJECTS	ACCOMMODATION FOR MR CLEOPAS NCHABELENG	20260130	Outstanding Delivery	1036345	R7 845,30
44	NMS LEPELLE NORTHERN WATER	WATER RESERCH FUND	20260129	Fully Recieved	1036323	R7 898,52
45	TRUMINDED ENTERPRISES (2013/137692/07)	50MM PLASSON SOCKETS (COUPLING	20260108	Outstanding Delivery	1036198	R8 050,00
46	EPHRAIM MOGALE LOCAL MUNICIPALITY	SUPPLY OF ELECTRICITY FOR WATER PLANT	20260128	Fully Recieved	1036304	R8 099,36
47	STATE INFORMATION TECHNOLOGY AGENCY PTYLTD	TRASACTION EDD 15 NOV TO 14 DEC.	20260128	Fully Recieved	1036303	R8 220,20
48	SEKHUKHUNE TIMES (PTY) LTD	ADVERTISEMENT FOR THE ESTAABLISHMENT OF JOINT MUNICI	20260121	Outstanding Delivery	1036252	R8 656,97
49	BLACKSKY INVESTMENS AND HOLDINGS	CATERING FOR MRM MEETING	20260122	Outstanding Delivery	1036259	R9 384,00
50	NMS LEPELLE NORTHERN WATER	WATER RESERCH FUND	20260129	Fully Recieved	1036326	R9 826,00
51	NMS LEPELLE NORTHERN WATER	WATER RESERCH FUND	20260129	Fully Recieved	1036322	R10 034,13
52	BEN STRUCTIRAL STEEL ERECTION AND PROJECT	302MM-318MM TO 286-304 STEP AQUALOCK	20260127	Outstanding Delivery	1036295	R10 777,80
53	DEPARTMENT OF WATER AND SANITATION	WATER USE PERIOD (NOV 2025)	20260129	Fully Recieved	1036327	R10 944,81
54	DIRANE TRADING (PTY) LTD (2011/129179/07)	ACCOMMODATION FOR MMC MABATANE MATHALE AND MM	20260116	Outstanding Delivery	1036228	R11 040,00
55	LEGOBOLE GROUP PTY LTD (2020/542293/07)	CATERING FOR THE SEKHUKHUNE SPLUMA AND IGR FORUM	20260128	Outstanding Delivery	1036307	R11 120,00
56	PUTUKU TRADING AND PROJECTS (PTY)LTD	130MM CASCADE CLAMP	20260106	Fully Recieved	1036126	R12 075,00
57	GOVERNMENT PRINTING WORKS	PLACEMENT OFNOTICE FOR AGREEMENTON THE MODALITIES	20260127	Outstanding Delivery	1036292	R12 105,36
58	MAKGONATSOHLE TRADING ENTERPRISE (2007/138668/23)	PAYMENT FOR REPAIRS OF VEHICLE CCG 946L REPLACEMENTOF	20260107	Fully Recieved	1036159	R12 353,88
59	BEN STRUCTIRAL STEEL ERECTION AND PROJECT	50MM UPVC PIPE CLASS 09	20260108	Fully Recieved	1036184	R12 638,50
60	CIGFARO	WORKSHOP FOR MOSHABELA L AND MOHLAMME B AT EMPOR	20260108	Fully Recieved	1036195	R12 640,00



MFMA Section 71 financial reporting – January 2025/2026 financial year

Purchase Orders Less than R 200 000

REQUEST FOR QOUTATIONS - Less Than R 200 000						
No.	Supplier Name	Description of Service	Date Received By SCM	Order Status	Order No.	Order Amount
1	LEGOBOLE GROUP PTY LTD (2020/542293/07)	MEMORIAL SERVICE FOR LATE MR MOHUBE DICKSONMOREWANE	20260122	Outstanding Delivery	1036264	R30 532,20
2	BUMAZI PROPERTIES PTY LTD	PAYMENT OF SANITATION	20260126	Fully Recieved	1036288	R30 621,53
3	BUMAZI PROPERTIES PTY LTD	PAYMENT OF WATER	20260126	Fully Recieved	1036288	R30 737,61
4	KEEWAVE TRADING 334	7.5KW control pannel 3 phase	20260128	Outstanding Delivery	1036299	R31 050,00
5	KGOBOKANANG BUSINESS PROJECTS	210L DIESEL X 4 FOR MASEMOLA DEPOT	20260126	Outstanding Delivery	1036285	R31 420,00
6	KEEWAVE TRADING 334	7.5KW control pannel 3 phase	20260128	Outstanding Delivery	1036299	R32 200,00
7	EPHRAIM MOGALE LOCAL MUNICIPALITY	ELECTRYCITY BILL	20260128	Fully Recieved	1036306	R32 704,59
8	KEEWAVE TRADING 334	2kw motor	20260128	Outstanding Delivery	1036299	R32 775,00
9	DIRANE TRADING (PTY) LTD (2011/129179/07)	ACCOMMODATION AND SHUTTLE FOR FIVE (5) FMG INTERNS	20260115	Fully Recieved	1036216	R32 844,00
10	MAKGONATSOHLE TRADING ENTERPRISE (2007/138668/23)	REPAIRS AND MAINTENANCE ON VEHICLE FGW 376L FROMFETAKGOMO-	20260107	Fully Recieved	1036142	R33 063,65
11	PHELADI NOKO B1 FUNERALS	LUNCH FOR SDM IGR BATHO PELE AND COMPLAINT FORUM	20260120	Fully Recieved	1036246	R33 637,50
12	BLACKSKY INVESTMENS AND HOLDINGS	SCM TO SECURE GOODS AND SERVICES FOR THE QUARTELYMEETING OF	20260128	Outstanding Delivery	1036300	R33 718,00
13	HOT STONE PRROJECTS DEVELOPMENT	210L DIESEL X 5 FOR MOGANYAKA DEPOT	20260122	Outstanding Delivery	1036267	R34 020,00
14	DEPARTMENT OF WATER AND SANITATION	WATER REASEACH LEASE	20260129	Fully Recieved	1036328	R34 255,08
15	BEN STRUCTIRAL STEEL ERECTION AND PROJECT	110MM UPVC PIPE CL 12	20260108	Fully Recieved	1036184	R34 937,00
16	KEEWAVE TRADING 334	2kw pump	20260128	Outstanding Delivery	1036299	R35 650,00
17	EPHRAIM MOGALE LOCAL MUNICIPALITY	SUPPLY OF ELECTRICITY FOR THE MUNICIPALITY	20260108	Fully Recieved	1036185	R40 530,66
18	MAKGONATSOHLE TRADING ENTERPRISE (2007/138668/23)	REPAIRS AND MAINTENANCE ON VEHICLE FKC 049LREPLACEMENT OF HA	20260107	Fully Recieved	1036136	R40 649,63
19	KGOBOKANANG BUSINESS PROJECTS	210L DIESEL FOR GA MANOKE	20260126	Outstanding Delivery	1036284	R41 150,00
20	KEEWAVE TRADING 334	1.1KW 1PHASE SUBMERSIBLE PUMP	20260128	Outstanding Delivery	1036299	R41 400,00
21	MAKGONATSOHLE TRADING ENTERPRISE (2007/138668/23)	REPAIRS FORFKY 38L DOOR HANDLES AND MECHANISMBOOSTERS	20260107	Fully Recieved	1036158	R43 961,63
22	MAKGONATSOHLE TRADING ENTERPRISE (2007/138668/23)	AND 2BATTRIES REPLACEMNET REDFLEET	20260107	Fully Recieved	1036160	R44 346,88
23	KATLEGO YA SENTSHO PROJECTS PTY LTD 2012/011966/07		20260126	Outstanding Delivery	1036282	R44 408,40
24	RAPOTOANE CONSTRUCTION JV NKAZIMULO RESOURCES	SUPPLY AND DELIVERY OF 100X BOTTLED WATER + 1 COW	20260119	Fully Recieved	1036229	R44 850,00
25	MAKGONATSOHLE TRADING ENTERPRISE (2007/138668/23)	REPIRS AND MAINTENANCE ON VEHICLE BDT 553 LREPLACEMENT OF IGNITION DOOR LOCK SET ELECTRICALWIRING (RED FLEET)	20260107	Fully Recieved	1036147	R44 943,73

MFMA Section 71 financial reporting – January 2025/2026 financial year

26	MAKGONATSOHLE TRADING ENTERPRISE (2007/138668/23)	REPAIRS OF VEHICLE DTK 506L REPLACEMENT OF HEADLIGHTS SET AND ELECTRICAL WIRING RED FLEET	20260107	Fully Recieved	1036157	R46 461,15
27	RAPOTOANE CONSTRUCTION JV NKAZIMULO RESOURCES	LOGISTICS	20260121	Fully Recieved	1036256	R49 368,75
28	MAKGONATSOHLE TRADING ENTERPRISE (2007/138668/23)	REPAIRS AND MAINTENANCE ON VEHICLE DNN 293L REPLACEMENT OF BRAKE PADS FRONT SERVICE AND SHOELINNING (RED FLEET)	20260107	Fully Recieved	1036151	R50 007,75
29	MAKGONATSOHLE TRADING ENTERPRISE (2007/138668/23)	REPAIRS AND MAINTENANCE ON VEHICLE FNYH 934L REPLACEMENT OF 4 TYRES WHITE FLEET	20260107	Fully Recieved	1036135	R50 240,63
30	TUBATSE SECURITY SERVICES	PROVISION OF PHYSICAL SECURITY FOR THE GUARDING OF MAEBE WATER PACKAGE PLANT IN FETAKGOMO TUBATSE MUNICIPALITY	20260107	Fully Recieved	1036166	R50 748,05
31	MAKGONATSOHLE TRADING ENTERPRISE (2007/138668/23)	REPAIRS FOR VEHICLE DTK 517L REPLACEMENT OF BRAKESHOCKS FRONT AND REAR DRUM BRAKE FRONT AND REAR RED FLEET	20260107	Fully Recieved	1036146	R50 785,15
32	KATLEGO YA SENTSHO PROJECTS PTY LTD 2012/011966/07	MONO ELEMENT PB12H	20260126	Outstanding Delivery	1036282	R51 686,75
33	MAKGONATSOHLE TRADING ENTERPRISE (2007/138668/23)	REPAIRS AND MAINTENANCE ON VEHICLE FRL 152L REPLACE GEAR BOX SPEED SENSOR ALTERNATOR AND ELECTRICAL WIRING (WHITE FLEET)	20260107	Fully Recieved	1036141	R52 011,63
34	FLEET HORIZON SOLUTIONS 2012/110963/07	AD HOC RENTALS VEHICLES FOR SPEAKERS OFFICE	20260120	Outstanding Delivery	1036233	R53 475,00
35	KATLEGO YA SENTSHO PROJECTS PTY LTD 2012/011966/07		20260126	Outstanding Delivery	1036282	R54 717,00
36	ELIAS MOTSOALEDI MUNICIPALITY	CFO TO APPROVE THE REQUEST FOR LICENSING AND REGISTRATION OF 18 MUNICIPAL OWNED CARS	20260129	Fully Recieved	1036318	R55 149,00
37	MAKGONATSOHLE TRADING ENTERPRISE (2007/138668/23)	REPAIRS OF FSK 001 L REPLACEMENT OF AIRCON PIPE BRACKET FUEL PIPE REPLACEMENT WHITE FLEET	20260107	Fully Recieved	1036152	R55 217,25
38	AFRICAN METER READING	MAINTENANCE FOR DECEMBER 2025	20260123	Fully Recieved	1036270	R56 860,88
39	SAMANCOR CHROME LIMITED	SUPPLY OF ELECTRICITY FOR WATER PLANT	20260123	Fully Recieved	1036277	R57 756,77
40	MAKGONATSOHLE TRADING ENTERPRISE (2007/138668/23)	REPAIRS FOR VEHICLE FGW 389L REPLACEMENT OF TWO TYRES REPAIRS STARTER AND REPLACEMENT OF ELECTRICAL WIRING WHITE FLEET	20260107	Fully Recieved	1036148	R58 817,90
41	BEN STRUCTURAL STEEL ERECTION AND PROJECT		20260127	Outstanding Delivery	1036294	R58 970,28
42	TRUMINDED ENTERPRISES (2013/137692/07)	50MM X 100M HDPE PIPE CLASS 10	20260108	Outstanding Delivery	1036199	R59 075,73
43	MAKGONATSOHLE TRADING ENTERPRISE (2007/138668/23)	REPAIRS FOR VEHICLE 298 L SKID PUMP SERVICE REPLACEMENT OF BRAKE PADS FRONT RED FLEET	20260107	Fully Recieved	1036143	R63 726,10
44	BEN STRUCTURAL STEEL ERECTION AND PROJECT		20260127	Outstanding Delivery	1036298	R66 125,00
45	MASA M PROJECTS PTY LTD	MEMBERS FOR IMSSA-SALGA EMPLOYEE PHYSICAL WELLNESS PROGRAMME	20260108	Fully Recieved	1036197	R66 240,00
46	BLACKSKY INVESTMENTS AND HOLDINGS	2025 DISABILITY CELEBRATION DAY	20260106	Fully Recieved	1036128	R69 000,00
47	BEN STRUCTURAL STEEL ERECTION AND PROJECT		20260108	Fully Recieved	1036184	R69 885,50
48	MAKGONATSOHLE TRADING ENTERPRISE (2007/138668/23)	REPAIRS AND MAINTENANCE ON VEHICLE FLP 649 L REPLACEMENT OF GEAR BOX KIT PROP SHAFT AND SERVICE WHITE FLEET	20260107	Fully Recieved	1036139	R73 993,88
49	MAKGONATSOHLE TRADING ENTERPRISE (2007/138668/23)	REPAIRS AND MAINTENANCE ON VEHICLE FNL 495L FOR REPLACEMENT OF 3 TYRES SERVICE AND REPLACEMENT OFFAN BELT AND ENGINE HEAD ROCKET WHITE FLEET	20260107	Fully Recieved	1036137	R75 175,50
50	HOT STONE PROJECTS DEVELOPMENT	210L DIESEL X10	20260122	Outstanding Delivery	1036266	R87 492,80
51	EPHRAIM MOGALE LOCAL MUNICIPALITY	ELECTRICITY BILL	20260128	Fully Recieved	1036305	R88 209,56
52	KEEWAVE TRADING 334	7.5KW SUBMERSIBLE MOTOR THREE	20260128	Outstanding Delivery	1036299	R93 150,00
53	EPHRAIM MOGALE LOCAL MUNICIPALITY	SUPPLY OF ELECTRICITY FOR THE MUNICIPALITY	20260108	Fully Recieved	1036181	R96 676,52
54	MAKGONATSOHLE TRADING ENTERPRISE (2007/138668/23)	5 TYRES DIESEL PIPE WATER TRAP SHIFT OIL AND SERVICES (WHITE FLEET)	20260107	Fully Recieved	1036149	R98 187,00
55	KEEWAVE TRADING 334	7.5KW SUBMERSIBLE MOTOR THREE	20260128	Outstanding Delivery	1036299	R100 050,00
56	NKOTO CATERING AND PROJECT	SUPPLY AND DELIVERY OF WATER THROUGH TANKER TRUCKS IN MOTETEMA VILLAGE	20260129	Fully Recieved	1036332	R106 375,00
57	RAPOTOANE CONSTRUCTION JV NKAZIMULO RESOURCES	LUNCH FOR MASS AT 2025 HERITAGE CELEBRATION ATTJATE MOHLALETSE	20260123	Fully Recieved	1036281	R106 375,00
58	MAKGONATSOHLE TRADING ENTERPRISE (2007/138668/23)	REPAIRS FOR FNY 720L REPLACEMENT OF 3 TYRES CAB SHOCKS CAB SUPPORT BRACKET GEAR BOX SERVICE WHITE FLEET	20260107	Fully Recieved	1036156	R108 976,88
59	BLACKSKY INVESTMENTS AND HOLDINGS	ARTIST	20260120	Outstanding Delivery	1036235	R111 009,50
60	BLACKSKY INVESTMENTS AND HOLDINGS	PROCUREMENT OF GOODS AND SERVICES FOR THE HOSTING OF THE STAKEHOLDER ENGAGEMENT FOR OLDER PERSONS HELD ON THE 15 JANUARY 2025	20260120	Fully Recieved	1036239	R119 312,50



MFMA Section 71 financial reporting – January 2025/2026 financial year

Purchase Orders more than R 200 000

REQUEST FOR QOUTATIONS - R200 000 and Above						
No.	Supplier Name	Description of Service	Date Received By SCM	Order Status	Order No.	Order Amount
1	MATUPUNUKA ICT PTY LTD	INSTALLATION	20260130	Outstanding Delivery	1036340	R201 233,30
2	MAUNYATLALA SHAKWANA PTY LTD	5KW 4POLE FOOT MOUNTED MOTOR	20260127	Outstanding Delivery	1036297	R201 250,00
3	YETSAGALA PTY LTD	ADVERT FOR WORLD AIDS DAY	20260106	Outstanding Delivery	1036125	R201 250,00
4	YETSAGALA PTY LTD	5 LOCAL ADVERTS FOR KING NYABELA DAY COMMEMORATION	20260121	Outstanding Delivery	1036255	R204 125,00
5	RELIABLE ACCOUNTANTS JV T.M CONSORTIUM	PAYMENT OF AUDIT WORK PERFORMED IN 2021/2022FINANCIAL YEAR	20260119	Fully Recieved	1036230	R218 845,00
6	BLACKSKY INVESTMENS AND HOLDINGS	HIRE CHARGE	20260106	Fully Recieved	1036128	R220 031,90
7	BUMAZI PROPERTIES PTY LTD	PAYMENT OF ELECTRICITY	20260126	Fully Recieved	1036288	R223 246,33
8	AFRICAN METER READING	Payment for the Delivery of November Statements	20260129	Fully Recieved	1036336	R239 194,27
9	BOGOSHI MAGOSHI TRADING AND PROJECTS	11KW CONTROL BOX 3 PHASE	20260109	Outstanding Delivery	1036200	R250 855,00
10	NKOTO CATERING AND PROJECT	SUPPLY AND DELIVERY OF WATER THROUGH TANKERINGTRUCKS IN MAR	20260129	Fully Recieved	1036329	R297 850,00
11	DEMOCRATIC CONSTRUCTION & SEC	SUPPLY AND DELIVER 5000L FLOCCULANTS 3500 FORPIETGOUWS WTW	20260126	Outstanding Delivery	1036290	R303 739,15
12	NKOTO CATERING AND PROJECT	SUPPLY AND DELIVERY OF WATER THROUGH TANKERINGTRUCKS AT SPIT	20260129	Fully Recieved	1036330	R319 125,00
13	PUTUKU TRADING AND PROJECTS (PTY)LTD	130MM CASCADE CLAMP	20260126	Fully Recieved	1036286	R337 812,50
14	PHELADICHUENE MAINTENANCE AND GENERAL SUPPLIER	SUPPLY AND DELIVER WATER TREATMENT CHEMICALS FORTUBATSE WAT	20260126	Outstanding Delivery	1036289	R338 526,65
15	MATUPUNUKA ICT PTY LTD	PAYMENT FOR ICT NETWORK SUPPORT DURING JANUARY2026	20260130	Fully Recieved	1036350	R352 836,41
16	ANAKA GROUP PTY LTD	RENTAL FOR DECEMBER (COST PER COPY)	20260123	Fully Recieved	1036276	R361 437,26
17	WINTERBACH FAMILY TRUST	BULK WATER SUPPLY AT BUGERSFORT TOWN	20260120	Fully Recieved	1036244	R361 768,52
18	LIMCOUNTS (2018/539631/07)	ASSET SUPPORT	20260129	Fully Recieved	1036337	R393 363,43
19	NGOATO LE NAREADI CONSTRUCTION	BULK WATER SUPPLY AT MASHILABELE VILLAGE	20260108	Fully Recieved	1036177	R397 573,77
20	THE AUDITOR GENERAL	PAYMENT FOR THE AUDIT WORK DONE IN DECEMBER 2025	20260115	Fully Recieved	1036211	R409 708,95
21	NMS LEPELLE NORTHERN WATER	BULK WATER SUPPLY AT GA-NKWANA (DEC 2025)	20260129	Fully Recieved	1036324	R419 108,30
22	MINATLOU TRADING 450 CC (2010/138534/23)	TRACKING OF MUNICIPAL VEHICLES FOR DECEMBER 2025	20260107	Fully Recieved	1036154	R431 947,57
23	MINATLOU TRADING 450 CC (2010/138534/23)	TRACKING OF MUNICIPAL VEHICLES FOR THE MONTH OFJANUARY 2026	20260130	Fully Recieved	1036352	R431 947,57
24	AFRICAN METER READING	Payment for Meter Reading Service for January 2026	20260129	Fully Recieved	1036335	R490 698,04
25	AFRICAN METER READING	METER READING SERVICES FOR THE MONTH OF DECEMBER2025	20260114	Fully Recieved	1036210	R499 380,87
26	NGOATO LE NAREADI CONSTRUCTION	WATER TANKERING TO TUBATSE CLINIC	20260108	Fully Recieved	1036176	R510 600,00
27	NMS LEPELLE NORTHERN WATER	BULK WATER SUPPLY AT STEELPORT RES 1 (DEC 2025)	20260129	Fully Recieved	1036321	R556 869,33
28	PHELADICHUENE MAINTENANCE AND GENERAL SUPPLIER	10000L FLOCCULANT DUID FLOC 3850 CHEMICAL FORVERGELEEEN W	20260120	Outstanding Delivery	1036234	R627 680,35
29	KGWADI YA MADIBA GENERAL TRADING AND PROJECTS 11	SUPPLY AND DELIVERY OF WATER TO VARIOUS CLINICSAT MAKHUDUTHA	20260129	Fully Recieved	1036334	R744 625,00
30	BOGOSHI MAGOSHI TRADING AND PROJECTS	HANDLE AND DELIVER 15 TONS SUDFLOC FOR WTWGROBLERSDAL	20260126	Outstanding Delivery	1036283	R818 713,50

MFMA Section 71 financial reporting – January 2025/2026 financial year

31	COLABORATED NETWORKS 48 (2017/510066/07)	PRINTER AND X 20 LAPTOPS FOR 5 INTERNS AND 15 OFFICIALS	20260120	Fully Recieved	1036245	R898 000,00
32	ELIAS MOTSOALEDI MUNICIPALITY	PAYMENT OF ELECTRICITY SUPPLY FOR WATER AND SEWAGE PLANT	20260115	Fully Recieved	1036220	R961 787,21
33	FITO AND SONS CONSTRUCTION AND PROJECTS	CFO TO ALLOCATE SERVICE PROVIDER FROM PANEL OF ELECTRO-MECHANICAL	20260130	Outstanding Delivery	1036341	R1 110 847,19
34	KGWADI YA MADIBA GENERAL TRADING AND PROJECTS 11	WATER TANKERING AT MAKHUDUTHAMAGA CLINICS	20260108	Fully Recieved	1036174	R1 127 575,00
35	TUBATSE SECURITY SERVICES	PROVISION OF PHYSICAL SECURITY PERSONNEL ON SDMO OPERATIONAL S	20260107	Fully Recieved	1036162	R1 285 617,29
36	TUBATSE SECURITY SERVICES	PROVISION OF PHYSICAL SECURITY PERSONNEL ON SDMO OPERATIONAL S	20260107	Fully Recieved	1036163	R1 302 533,31
37	TUBATSE SECURITY SERVICES	PAYMENT FOR THE PROVISION PHYSICAL SECURITY PERSONNEL ON SDMO	20260107	Fully Recieved	1036164	R1 488 609,50
38	NMS LEPELLE NORTHERN WATER	BULK WATER SUPPLY TO MARBLE HALL (DEC 2025)	20260129	Fully Recieved	1036325	R1 498 971,43
39	NGOATO LE NAREADI CONSTRUCTION	WATER TANKERING TO JANE FURSE HOSPITAL	20260120	Fully Recieved	1036242	R1 796 846,25
40	TUBATSE SECURITY SERVICES	PAYMENT FOR THE PROVISION OF PHYSICAL SECURITY PERSONNEL ON S	20260107	Fully Recieved	1036165	R2 165 250,18
41	NGOATO LE NAREADI CONSTRUCTION	WATER TANKERING AT JANE FURSE HOSPITAL	20260129	Fully Recieved	1036333	R2 248 583,50
42	NMS LEPELLE NORTHERN WATER	BULK WATER SUPPLY AT NKADIMENG OUTLET (DEC 2025)	20260129	Fully Recieved	1036326	R2 253 372,33
43	NMS LEPELLE NORTHERN WATER	BULK WATER SUPPLY AT MALOMANY (FETAKGOMO) DEC 2025	20260129	Fully Recieved	1036323	R2 319 512,86
44	NMS LEPELLE NORTHERN WATER	BULK WATER SUPPLY AT MOOIHOEK (DEC 2025)	20260129	Fully Recieved	1036322	R2 705 986,70
45	FLEET HORIZON SOLUTIONS 2012/110963/07	ASSESSMENT FOR SDM 200 VEHICLES	20260121	Outstanding Delivery	1036253	R3 478 750,69
46	KGWADI YA MADIBA GENERAL TRADING AND PROJECTS 11	WATER TANKERING TO COVID 19 JOJO TANK	20260120	Fully Recieved	1036243	R3 530 016,31
47	KGWADI YA MADIBA GENERAL TRADING AND PROJECTS 11	WATER TANKERING FOR COVID-19 JOJO TANKS	20260129	Fully Recieved	1036331	R3 530 016,31
48	NMS LEPELLE NORTHERN WATER	BULK WATER SUPPLY AT BURGERSFORT TOWN (DEC 2025)	20260129	Fully Recieved	1036320	R3 909 770,29
49	KUNENE MAKOPO RISK SOLUTIONS	PAYMENT OF ANNUAL SHORT TERM (MOVABLE & IMMOVABLE) ASSET INSU	20260123	Fully Recieved	1036278	R7 700 072,14
						<b><u>R56 677 461,46</u></b>

**IV. ASSET MANAGEMENT**

**A. MONTHLY PERFORMANCE ANALYSIS REPORTS:**

**ASSET PROCUREMENT ANALYSIS REPORT:**

This section of the report relates to the asset spend analysis (quantum and rand value) during the past month for all asset transactions.

<b>OTHER ASSET PURCHASES</b>	<b>QUANTITY</b>	<b>CLASSIFICATION</b>	<b>January 2026</b>
Movables Assets additions	0	Computer Equipment	R0,00
	0	Machinery and Office Equipment	R157 990,00
	0	Transport Assets	R0.00
Intangible assets	0	Intangible Assets	R0.00

The various values in the table above, determines the nature of the asset as well as the appropriate accounting treatment as follows:

<b>INFRASTRUCTURE ASSET PURCHASES</b>	<b>QUANTITY</b>	<b>FACILITY CLASS</b>	<b>VALUE</b>
Infrastructure additions -Water Supply (New and replacement assets)	00	Water Supply	R0,00
- Completed Projects	00	Water and Sanitation	R0,00

NB. Water infrastructure projects are capitalised upon completion as and when we obtain all relevant documentation from IWS.

**ASSET DISPOSAL ANALYSIS REPORT:**

This section of the report relates to the asset disposals (quantum and rand value) that occurred during the past month for all disposal transactions by means of a transfer, donation, and tender or competitive sale process.

ASSET PURCHASES	QUANTITY	CLASSIFICATION	VALUE
Asset Disposals through Transfers	-	-	R NIL
Asset Disposals through Donations	-	-	R NIL
Asset Disposals through Tender or Sale Process	-	-	R NIL
<b>TOTAL TRANSACTION VALUE (Including VAT)</b>	-	-	<b>R nil</b>

**PROPERTIES**

ASSET PURCHASES	QTY	CLASSIFICATION	EXTENSION	VALUE
Properties Transfers In	-		-	R 0.00
Properties Transfers Out	-		-	R 0.00

**WIP ADDITIONS**

The total Work in Progress additions for the month of November amounts to R38 793 837,00

**PHYSICAL VERIFICATION OF WIP AND COMPLETED CAPITAL PROJECTS**

0 WIP and completed projects were visited during the month of January 2026.

**G. RETENTION ANALYSIS**

Opening Balance	2025/2026 Raised YTD	2025/2026 Retention Raised July	1 years	2 years	3 years +	2025/2026 Retention Paid YTD	2025/2026 Retention Paid July	Closing Balance 2025/2026 YTD
214 880 607.04	22 565 162.48	2 651 122.49	72 648 220.36	83 044 384.10	73 047 852.45	8 705 312.61	2 663 337.71	228 740 456.91

**ACHIEVEMENTS**

1. The FAR was updated during December month.
2. WIP and Assets Additions, Retention, Commitment and WIP registers were reviewed and updated.

**PROJECTS IN THE ASSETS MANAGEMET UNIT THAT ARE CURRENTLY UNDERWAY**

1. SOLAR Asset Management Module activation and training by BCX Consultant.
2. Tagging O &M materials and CRR at depots continuous.
3. Collection of new Immovable assets coordinates to continue during monthly verifications.
4. Update the Asset Module with monthly additions.
5. Additional CRR verifications continues.
6. Planning of Mid-year verification

**CHALLENGES**


1. Late submission of relevant unbundling documentations for completed infrastructure capital projects by the user department-IWS.
  2. Overdue Stagnant/slow moving WIP projects.
  3. Movement of assets by user departments (Facility, IT and IWS) without involvement of Assets Unit.
  4. Lack/ Inadequate documentation for halted and slow-moving projects
-



# 9. ANNEXURE B: COMPLIANCE WITH THE CONDITIONS FOR MUNICIPAL DEBT RELIEF

## A. MFMA Circular 124 – Municipality Compliance Self-Assessment

Annexure 02 - Monthly



**Department of Water and Sanitation and National Treasury**  
**Water Debt Relief**  
**Water Debt Relief Guidelines**  
**Municipal Finance Management Act No. 16 of 2003**

---

**Municipality Self-Assessment**

**Certificate of Compliance: Water Debt Relief Conditions**

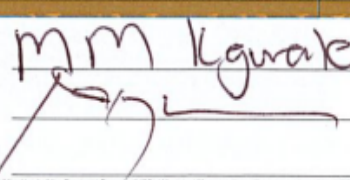
Period	Jan-25
National Financial Year	2025/26
Demarcation Code of Municipality being assessed	DC47
District	Sekhukhune
Demarcation Description	Sekhukhune

I, Meshack Kgwale, hereby certify that the Municipality monitored its compliance against the conditions of Municipal Debt Relief as set-out in the Water Debt Relief Guidelines and that the Municipality is satisfied and certifies that it fully complies with the conditions as set-out in the table below:

Choose from drop down list

Condition	7.1 Maintaining the bulk water current account –	Notes/Comments
7.1	<p><b>Maintaining the bulk water current account –</b> Is current account for the purpose of this exercise treated the account for a single month's consumption that has due and payable during the month being assessed?</p> <p>7.1.1 - Has the municipality paid its <b>bulk water current account</b> within 30 days of receiving the relevant invoice (it applies to all municipalities, including metros)? <i>Note - refer condition 7.1</i></p> <p style="text-align: center;">No or only partial payment</p>	
7.1.1	- Has the municipality submitted the supporting evidence of the bulk water current account payment(s) to the relevant Water Board (WB) and/ or Water Trading Entity (WTE) and / or Water User Association (WUA) within 3 day of making any such payment (in PDF format)?	Yes
7.1.2	- Has the municipality submitted the <b>consolidated</b> proof of payments to the respective bulk suppliers to the National Treasury GoMun: Upload portal <a href="https://uploadportal.treasury.gov.za">https://uploadportal.treasury.gov.za</a> by the 30th working day of the month following the invoice date (in PDF format)?	Yes
7.1.2	- Does the amount of the bulk water current account payment as per the proof of payment reconcile to the amount recorded on the financial system as per the mSCOA data string and the section 45(2) MFMA statement of the Water Board (WB) and/ or Water Trading Entity (WTE) and / or Water User Association (WUA)?	Yes
7.2	<b>Accounting Treatment and mSCOA Reporting</b>	
7.2.1	<b>Accounting Treatment</b> - Has the municipality fully accounted for and correctly reported on the write-off of its Water asset debt (debt existing as on 30 September 2024) as per any written instruction of the National Treasury, Office of the Accountant General and NT, CD: local Government Budget Analysis issued for Water-Debt Relief to date?	N/A (No write-off yet)
7.2.1	Did the municipality account for any related benefit (e.g. Interest suspension, etc.) and does such align with mSCOA?	N/A (No benefit yet)
7.3	<b>Monitor and report on implementation –</b>	
7.3.1	<b>MFMA section 75 reporting</b> - Has the municipal council and senior management team instituted processes to monitor and enforce accountability for the implementation of the Water Debt Relief Conditions as part of the implementation of the municipality's funded budget (and Budget Funding Plan where relevant)?	Yes
7.3.1.1	Does the municipality's MFMA section 75 statement for the month being assessed include the municipality's water debt relief compliance self-assessment (signed by the Municipal Manager) - in the format of the Water Debt Relief compliance certificate (Annexure 02 of the Water Debt Relief Guidelines)?	Yes
7.3.1.2	<b>Does the municipality's MFMA section 75 statement for the month being assessed –</b>	
7.3.1.2	<b>Part A:</b> Include the municipality's progress against its approved funded budget?	Yes
7.3.1.2	<b>Part B:</b> If the municipality's budget was assessed as unfunded by any of the Treasuries, the municipality include the progress against approved Budget Funding Plan?	N/A (Budget is Funded)
7.3.1.2	- Does the municipality's progress report envisaged in <b>Part A and B</b> above clearly demonstrate that the municipality is achieving the required Water Debt Relief compliance?	Yes
7.3.1.3	- Include the municipality's water losses (both in Rand value and kilolitres) for the month being assessed? (MFMA Circular 75)	Yes
7.3.1.3	- Include the municipality's energy losses (both in Rand value and kilowatt hours) for the month being assessed? (MFMA Circular 75)	Does not have the function
7.3.1.3	- If the municipality is unable to calculate and report on its water and/or energy losses, did the municipality make any <b>progress in terms of its loss calculation/ reporting strategy</b> towards calculating and reporting on such losses?	N/A (able to calculate/ report on losses)
7.3.1.3	- Include the progress made to reduce the municipality's reported water and/or energy losses against its <b>water and energy losses reduction strategy?</b>	Yes
<b>Municipalities with financial recovery plans (FRP)</b>		
7.3.1.2	- <b>Municipalities with financial recovery plans (FRP)</b> - If the municipality has a FRP as envisaged in the prevailing local government legislative framework: Did the municipality's FRP progress report during the month being assessed, explicitly include the municipality's progress against those components of the FRP aimed to achieve water debt relief compliance as part of achieving a funded budget?	Yes
7.3.1.2	- <b>Municipalities with financial recovery plans (FRP)</b> - Was the municipality's FRP progress report during the month being assessed, submitted to the relevant Provincial Executive?	Yes
7.3.2	- If progress is slow in terms of paragraph 7.3.1, is the municipal council and senior management team's active intervention evident from the narratives supporting the municipality's monthly MFMA section 75 reporting and recorded on the financial system as per the mSCOA data string?	Yes

PT, HOD/ NT / MM Name: MM Kgwale

Signature of PT, HOD/ NT/ PPT: 

Date: \_\_\_\_\_

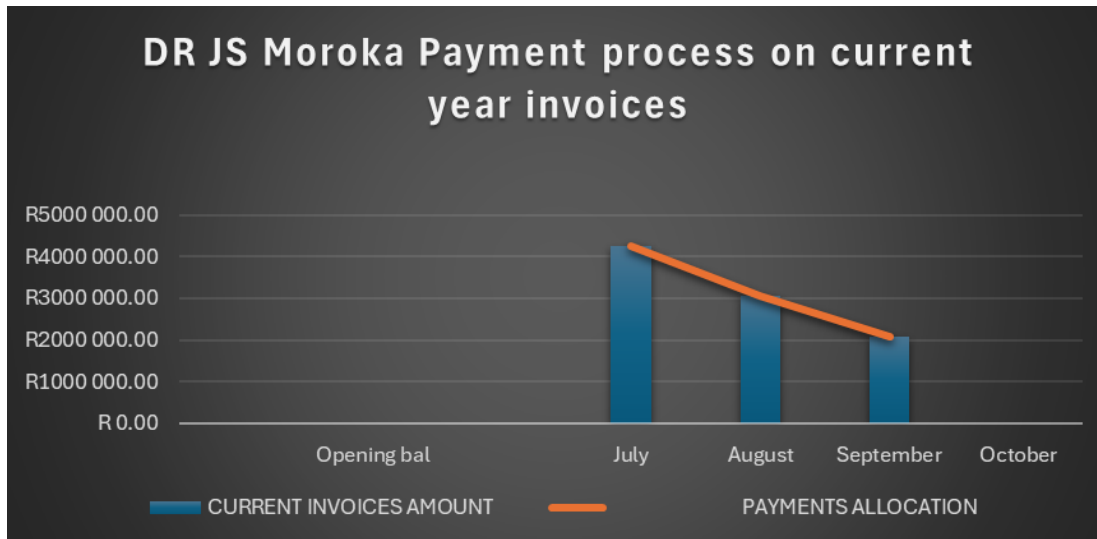
\*Note - If the official is signing on behalf of the Head of the Provincial Treasury (HOD) / Municipal Manager, the written possession of the HOD / MM must be attached as an Annexure to this Certificate of Compliance.

\*Note - The Signed Certificate is to be uploaded on Comnet; must not include comments column - comments need to be incorporated into the related PT report

## B. Municipal Debt Relief Performance across the period of debt relief participation

BULK WATER SUPPLY RECONCILIATION (DR JS MOROKA LM)								
BULK WATER SUPPLY 2025/26								
MONTH	CURRENT INVOICES AMOUNT	REPAYMENT ARRANGEMENT	INTEREST	PAYMENTS ALLOCATION			OUTSANDING CURRENT INVOICES	CUMMULATIVE OUTSTANDING
				PAYMENT	PAYMENT %	PAYMENT DATE		
Opening bal								R418 828 938.06
July	R4 264 302.64	R4 264 302.64	R3 101 685.08	R4 264 302.64	100.00%	2025/11/21	R0.00	R421 930 623.14
August	R3 053 527.83	R3 053 527.83	R3 144 312.03	R3 053 527.83	100.00%	2025/11/21	R0.00	R425 074 935.17
September	R2 064 529.11	R2 064 529.11	R3 174 848.48	R2 064 529.11	100.00%	2025/11/21	R0.00	R428 249 783.65
October								
November								
December								
January								
February								
March								
April								
May								
June								
<b>TOTAL</b>	<b>R9 382 359.58</b>	<b>R9 382 359.58</b>	<b>R9 420 845.59</b>	<b>R9 382 359.58</b>			<b>R0.00</b>	<b>R428 249 783.65</b>

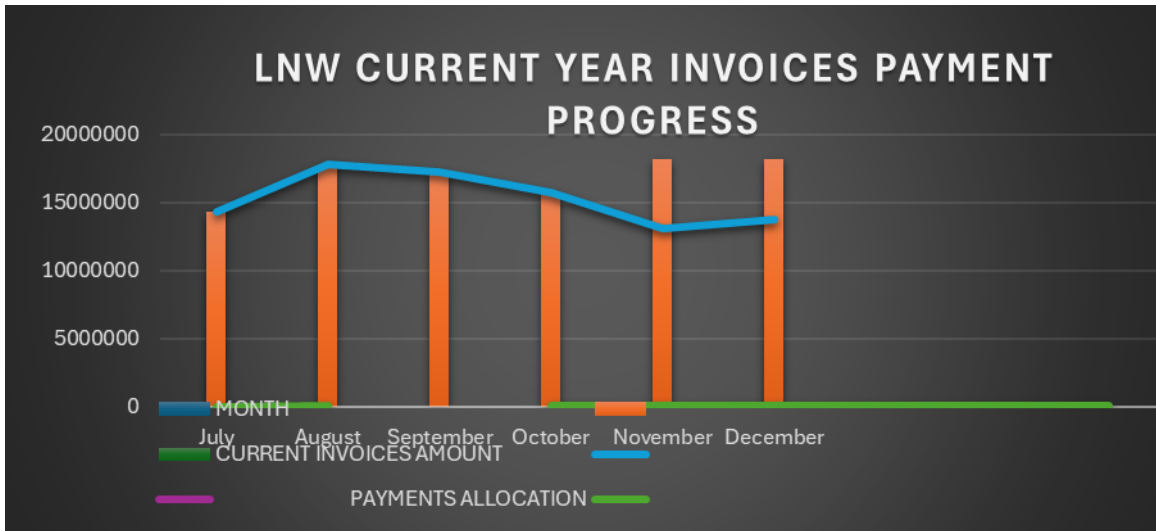
**NOTE**  
As at 30th of November, we have not received October invoices from DR JS Moroka Local Municipality.



MFMA Section 71 financial reporting – January 2025/2026 financial year

BULK WATER SUPPLY RECONCILIATION (LEPELLE NORTHERN WATER)								
MONTH	CURRENT INVOICES AMOUNT	REPAYMENT ARRANGEMENT	INTEREST	PAYMENTS ALLOCATION			OUTSANDING CURRENT INVOICES	CUMMULATIVE OUTSTANDING
				PAYMENT	PAYMENT %	PAYMENT DATE		
Opening bal	269 186 062,02			R30 795 325,21		2025/12/22		R238 390 736,81
July	R14 279 293,63	R14 279 293,63	R2 272 642,74	R14 279 293,63	100,00%	2025/09/10	R0,00	R240 663 379,55
August	R17 840 521,83	R17 840 521,83	R2 042 892,49	R17 840 521,83	100,00%	2025/09/15	R0,00	R242 706 272,04
September	R17 237 687,58	R17 237 687,58	R1 980 684,06	R17 237 687,58	100,00%	2025/10/24	R0,00	R244 686 956,10
October	R15 722 704,28	R15 722 704,28	R2 003 825,64	R15 722 704,28	100,00%	2025/11/18	R0,00	R246 690 781,74
November	R18 230 313,95	R18 230 313,95	R1 922 256,79	R13 075 243,88	71,72%	2025/12/22	R5 155 070,07	R253 768 108,60
December	R18 223 930,53	R18 223 930,53		R13 713 558,16	75,25%	2026/01/30	R4 510 372,37	R258 278 480,97
January								
<b>TOTAL</b>	<b>R101 534 451,80</b>	<b>R101 534 451,80</b>	<b>R10 222 301,72</b>	<b>R122 664 334,57</b>			<b>R9 665 442,44</b>	<b>R258 278 480,97</b>

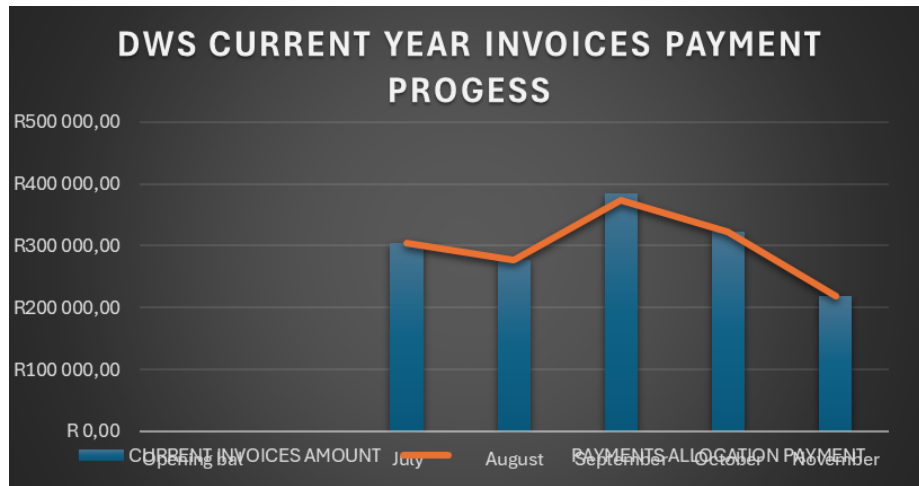
Note: Our technical team went on site for verification, and found problems on the sites. Therefore they did not agree with the invoice amounts and they couldn't sign off on them. Hence we paid only 75,25% of the invoices. The matter has not been resolved at at 31 january 2026.



MFMA Section 71 financial reporting – January 2025/2026 financial year

BULK WATER SUPPLY RECONCILIATION (DEPARTMENT OF WATER AND SANITATION)								
MONTH	CURRENT INVOICES AMOUNT	REPAYMENT ARRANGEMENT (100%)	INTEREST	PAYMENTS ALLOCATION				CUMMULATIVE OUTSTANDING
				PAYMENT	PAYMENT %	PAYMENT DATE	OUTSANDING CURRENT INVOICES	
Opening bal								R31 602 527,24
July	R304 177,10	R304 177,10	R0,00	R304 177,10	100,00%	2025/12/12	R0,00	R31 602 527,24
August	R277 479,29	R277 479,29	R0,00	R277 479,29	100,00%	2025/12/12	R0,00	R31 602 527,24
September	R385 097,61	R385 097,61	R0,00	R374 152,60	97,16%	2025/12/09	R10 945,01	R31 613 472,25
October	R322 931,32	R322 931,32	R0,00	R322 931,32	100,00%	2025/12/12	R0,00	R31 613 472,25
November	218 179,57	R218 179,57	R0,00	R218 179,57	100,00%	2026/01/30	R0,00	R31 613 472,25
December								
<b>TOTAL</b>	<b>R1 507 864,89</b>	<b>R1 507 864,89</b>	<b>R0,00</b>	<b>R1 496 919,88</b>			<b>R10 945,01</b>	<b>R31 613 472,25</b>

NOTE: As 31st of January 2026, we have not received December invoices.



**C. Maintaining the Water Bulk Current account & Water losses**

<b>Water Losses for the Period ending 31 January 2026</b>					
Technical Losses (Kilolitres)	Technical Losses (Rands)	Non-Technical Losses (Kilolitres)	Non-Technical Losses (Rands)	Total Water Losses (Kilolitres)	Total Water Losses (Rands)
<b>295 934,87</b>	<b>2 423 968,53</b>			<b>295 934,87</b>	<b>2 423 968,53</b>

## 10. ABBREVIATIONS

Abbreviation	Description
BAC	Bid Adjudication Committee
BEC	Bid Evaluation Committee
UD	User Department
CS	Corporate Services
CFO	Chief Financial Officer
SCMU	Supply Chain Management Unit
BSC	Bid Specification Committee
CK	Company Registration
MFMA	Municipal Finance Management Act
SCMP	Supply Chain Management Policy
S.D.M	Sekhukhune District Municipality
NT	National Treasury
BO	Buy Order
RF	Requisition Form
BF	Bid File
CIDB	Construction Industry Development Board
SP	Service Provider
MM/AC	Municipal Manager/Accounting Officer
BCM	Bid Committee Member
TCC	Tax Clearance Certificate